

CHARLESTON SOUTHERN



Winthrop Eagles

2025-26 Record: 21-10, 13-3 Big South
2024-25 Record: 23-11, 11-5 Big South
Head Coach: Mark Prosser (5th season/9th overall)
Winthrop/Career Record: 99-62/141-138
Big South Record: 56-26

Charleston Southern Buccaneers
2025-26 Record: 15-16, 6-10 Big South
2024-25 Final Record: 10-22, 6-10 Big South
Head Coach: Saah Nimley (3rd season/same)
Charleston Southern/Career Record: 33-53/same
Big South Record: 18-30

WINTHROP

TIP-INS

- Eagles finished 2nd in the league standings and are the two-seed for the 8th time in program history
- Eagles are 15-3 all-time in the tournament as the two-seed
- Have dropped 2-of-3 games to end the regular season, but coming off a 74-70 victory over PC
- The win over PC was the 11th straight home win as the Eagles captured atleast 13 hom wins for the second straight season and 10th time in program history
- After dropping the league opener at Longwood, the Eagles won 12 straight before the loss at High Point
- The 12-game winning streak tied for the 6th best in program history and 5th best in Big South regular season games and was the longest since the 2020-21 season
- Started the month of February with four straight wins after completing the month of January with a perfect record of 8-0
- Only the 2006-07 team had ever gone undefeated in January (9-0)
- Winthrop has an all-time mark of 241-154 in the month of February
- Eagles are in their 48th season of basketball overall and 41st in the Big South Conference
- Coming off a season in which the Eagles fell in the Big South Conference Championship game
- It was the programs 19th Big South Conference Championship game appearance and 4th appearance in the previous six seasons
- Winthrop won 23 games in 2024-25, the 9th 20-win season in its D1 Era
- Eagles finished November at .500 and have now been .500 or better in 13 straight seasons
- On Nov. 17, 2024 the Eagles captured the program's 800th win all-time (841-635)
- The victory was also the 100th career win for head coach Mark Prosser
- In 2024-25, the Eagles earned 10 wins prior to league play for first time since 2015-16

HOW THEY MATCHUP

84.2	Scoring	83.5
.441	FG%	.459
.347	3FG%	.362
9.7	3FGM PG	12.1
.732	FT%	.646
40.9	Rebounding	42.1
14.7	Assists	16.8
7.2	Steals	4.8
2.8	Blocks	4.9
10.9	Turnovers PG	14.2
74.9	Scoring Defense	79.9
.429	FG% Defense	.414
.317	3FG% Defense	.308
+6.0	Rebound Margin	.703
+1.8	Turnover Margin	-4.6
W1	W/L Streak	W2

GAME INFORMATION

Game 32: (2) Winthrop vs. (7) Charleston Southern

Mar. 6, 2026 | 2:30 p.m.

Johnson City, Tenn. | Freedom Hall (8,500)

Radio: Winthrop Sports Network

Station: 94.3 FM | WGNC AM1450/101.1FM | ESPN730

Play-by-Play: Mike Pacheco

Analyst: Michael Jenkins

Television: ESPN+

Play-by-Play: Mike Gleason

Analyst: John Williams

---Series History vs. Charleston Southern---

Overall.....	58-28
Last Meeting.....	2/26/26
Result.....	L, 86-84
Current Streak.....	L1
At Freedom Hall.....	0-0
In Big South Tournament.....	7-2
In Overtime.....	4-1
Most Points (WIN).....	102 (1/15/25)
Most Points (CSU).....	97 (1/15/25)
Prosser vs. Charleston Southern.....	9-1
Prosser in Big South Tournament.....	4-4

2025-26 Schedule/Results 21-10, 13-3 Big South

NOVEMBER (4-4)		
3	* Queens	W, 81-74
7	at George Mason	L, 96-90
11	at Coastal Carolina	L, 72-66
15	Mercer (Homecoming)	W, 105-69
18	at #21 Arkansas	L, 84-83
23	at Jackson State	W, 80-62
25	at Nebraska	L, 80-73
29	S.C. State	W, 101-79
DECEMBER (4-4)		
2	at LIU	W, 94-92 (OT)
6	Coastal Carolina	L, 88-84
9	Toccoa Falls	W, 111-62
13	Bob Jones	W, 101-55
18	at North Dakota	L, 90-88
21	Clinton College	W, 107-41
28	at #15 Texas Tech	L, 87-57
31	* at Longwood	L, 82-70
JANUARY (8-0)		
3	* Gardner-Webb	W, 88-77
7	* Charleston Southern	W, 81-77
10	* at USC Upstate	W, 71-50
14	* High Point	W, 92-75
17	* at UNC Asheville	W, 69-67
21	* Radford	W, 76-75
24	* at Presbyterian College	W, 82-72
31	* UNC Asheville	W, 84-71
FEBRUARY (5-2)		
4	* at Radford	W, 80-78
7	* Longwood	W, 79-74
12	* at Gardner-Webb	W, 103-85
19	* USC Upstate	W, 68-64
21	* at High Point	L, 89-87
26	* at Charleston Southern	L, 86-84
28	* Presbyterian College	W, 74-70
MARCH (0-0)		
4-8	# (7) Charleston Southern	2:30 p.m.

* Field of 68 Opening Day Marathon
 (Played at Rock Hill Sports & Events Center - Rock Hill, SC)
 * Big South Conference Game
 # Big South Tournament (Freedom Hall | Johnson City, Tenn.)
 All Games (EST)

PROBABLE STARTERS



1 WILSON Sr. ▶ Guard	2 ROZIER Sr. ▶ Guard	11 CLOUET Sr. ▶ Guard	15 Kamarad Sr. ▶ Forward	51 DUNCUMB Sr. ▶ Center
MIN. 19.6	MIN. 29.4	MIN. 28.4	MIN. 18.3	MIN. 25.1
PPG 3.5	PPG 13.3	PPG 13.6	PPG 7.6	PPG 18.4
RPG 1.5	RPG 2.2	RPG 4.7	RPG 3.7	RPG 9.0
APG 2.7	APG 3.5	APG 1.3	APG 1.1	APG 1.6
FG% 30.7	FG% 38.0	FG% 46.3	FG% 48.8	FG% 59.2
3FG% 17.0	3FG% 37.6	3FG% 42.4	3FG% 37.3	FT% 72.6

Athletic Communications/MBB Contact
 Brett Redden - Asst. AD for Communications
 (803) 367-1649 / reddennb@winthrop.edu

2025-26 Winthrop Basketball Roster

NUMERICAL ROSTER

NO.	NAME	YR.	POS.	HT.	WT.	HOMETOWN/PREVIOUS SCHOOL
0	Kaleb Evans	Fr.	G	6-4	190	Lexington, S.C. / Moravian Prep/YNG Dreamerz
1	Isaiah Wilson	Gr.	G	6-1	180	Pittsburgh, Pa./ Richmond
2	Kareem Rozier	Sr.	G	5-9	180	Detroit, Mich. / Duquesne
3	Josh Meo	Sr.	G	6-4	195	Orlando, Fla. / Coastal Carolina
4	Pharrell Boyogueno	Sr.	G	6-6	215	Greenville, S.C. / Gardner-Webb
5	Brayhlan Thomas	So.	G	6-6	205	Atlanta, Ga. / Georgia Southern
7	Daylen Berry	R-Sr.	G	6-4	175	Raleigh, N.C. / Charleston Southern
8	Cam Christy	Sr.	G	6-4	200	Walton, Ky. / Mount St. Joseph University
11	Kody Clouet	Gr.	G	6-5	210	San Marcos, Calif. / San Diego
15	Tommy Kamarad	Gr.	F	6-8	205	Buford, Ga. / Arkansas Tech
21	Tai Hamilton	Jr.	F	6-10	200	Charlotte, N.C. / William & Mary
22	Henry Harrison	Jr.	G	5-11	175	Lewisburg, Pa./ Lewisburg H.S.
23	Ed Nnamoko	Sr.	F	6-10	230	Lagos, Nigeria / New Mexico State
25	Seifeldin Hendawy	So.	G	6-8	200	Cairo, Egypt / Loyola Chicago
51	Logan Duncomb	Sr.	C	6-10	230	Cincinnati, Ohio / Xavier

COACHING STAFF

Head Coach—Mark Prosser (Marist, '02)
Associate Coach—Tony Rack (Northern Kentucky, '15)
Associate Coach—Monty Sanders (Elon, '09)
Assistant Coach—Mitchell Hill (Tennessee Tech, '15)
Assistant Coach—Sid Crist (Fairmont State, '16)
Video Coordinator—Matt Erps (Winthrop, '18)
Graduate Assistant—Cooper Sisco (VMI, '22)

PRONUNCIATION GUIDE

3 Josh MEE-OH
 4 FAH-RELL BOY-OH-GAH-KNOW
 11 Kody CLUE-IT
 15 Tommy CAM-UH-RAD
 23 Ed NAH-MOE-KO
 25 SAY-feh-deen en-DAH-wee
 51 Logan DONE-COME

RADIO / TV PLAYER PHOTO CHART



Kaleb Evans
G, 6-4, Fr.
Lexington, S.C.




Isaiah Wilson
G, 6-1, Sr.
Pittsburgh, Pa.



Kareem Rozier
G, 5-9, Sr.
Detroit, Mich.



Josh Meo
G, 6-4, Sr.
Orlando, Fla.



Pharrell Boyogueno
G, 6-6, Sr.
Greenville, S.C.



Brayhlan Thomas
G, 6-6, So.
Atlanta, Ga.



Daylen Berry
G, 6-4, 175
Raleigh, N.C.



Cam Christy
G, 6-4, Sr.
Walton, Ky.



Kody Clouet
G, 6-5, Sr.
San Marcos, Calif.




Tommy Kamarad
F, 6-8, Sr.
Buford, Ga.




Tai Hamilton
F, 6-10, Jr.
Charlotte, N.C.



Henry Harrison
G, 5-11, Jr.
Lewisburg, Pa.



Ed Nnamoko
F, 6-10, Sr.
Lagos, Nigeria



Seifeldin Hendawy
G, 6-8, So.
Cairo, Egypt



Logan Duncomb
C, 6-10, Sr.
Crystal Lake, Ill.



Mark Prosser
HEAD COACH



EAGLE EYE VIEW OF THE TEAM

WINTHROP SERIES HISTORY VERSUS CHARLESTON SOUTHERN

- Eagles and Bucs face each other for the third time this season, the second time in an eight day span and the 87th all-time
- Each team won on their home floor as the Bucs recently defeated the Eagles 86-84 on Feb. 26
- Prior to the loss the Eagles had won 12 straight against the Buc and 11 in a row at the Buc Dome
- In the two meetings combined there have 26 lead changes and 21 ties
- The Eagles hold a 7-2 record against Charleston Southern in the Big South Tournament
- The last time they met in the tournament was 2019 in Buies Creek, N.C. as the sixth-seeded Bucs knocked off the 3rd-seeded Eagles 77-63
- The team that leads at the half in the last 34 meetings has won 31 of the matchups
- In 86 meetings all-time the Eagles have scored 6,246 points (72.63 ppg) and Charleston Southern has scored 5,778 points (67.19 ppg)

WINTHROP IN BIG SOUTH TOURNAMENT

- Advanced to the 2025 Big South Title Game before falling 81-69 to top-seeded High Point
- It was Winthrop's 19th championship game appearance
- Seeded 2nd for the 8th time in program history and hold a 15-3 when seeded 2nd
- Winthrop has appeared in six Big South Championship games with four titles when seeded second
- It's the first time since 2021-22 the Eagles are the second seed, second time under Prosser
- That year the Eagles advanced to the title game before falling to Longwood, 79-58
- Hold an all-time record of 57-27 and 31-19 when playing on a neutral court
- The 57 wins are the most by any other Big South program in tournament play
- Eagles have won their opening game of the tournament in 10 of the last 12 seasons
- Winthrop holds the record for the most Big South Championship (13) and consecutive wins in conference tournament play (12)

EAGLES IN BIG SOUTH

- Posted a 13-3 league record and finished second place in the standings
- Lost two of three down the stretch, but coming off a 74-70 win over PC
- Winthrop was without its leading scorer and rebounder in Logan Duncomb, who also leads the Big South and ranks 6th nationally in free throw attempts
- Despite his absence the Eagles earned 37 free throw attempts in the win over PC
- Duncomb left the game at Charleston Southern with 6:28 left in the first half and never returned
- Had a 12-game win streak come to an end with an 89-87 loss at High Point
- Eagles dropped back-to-back games in conference play for the first time since late in the 2022-23 season
- After dropping league opener at Longwood the Eagles earned 12 consecutive wins
- Sitting at 13-3 for the third time in program history and have 13 league wins for a 9th time in program history
- Won 21 of the last 25 regular season league matchups
- Earned fourth straight road win after an 80-78 victory at Radford
- For the second time in a few week span, the Eagles earned a win over Radford with the go-ahead bucket coming in the final seconds
- In the first meeting with Radford, the Eagles trailed by 10 points with 11:48 to play before rallying for a 76-75 victory thanks to a Kody Clouet three with two seconds to play
- It was Clouet's second game-winning shot with two or fewer seconds this season (first was tip-in at LIU at the buzzer)
- In the first meeting with High Point, the Eagles held the Panthers to nearly 20 points below their season average and held them to under 30 points in the first half
- Led by as much as 25 points in the first half, on their way to the first double-digit win over the Panthers since 2021
- Rallied from 20 points down to defeat Gardner-Webb (Jan. 3)
- It was the largest deficit overcome by Winthrop since Feb. 24, 2009 when the Eagles trailed by 27 before a 57-52 win over Charleston Southern
- Opened league play with an 82-70 loss at Longwood, just the second loss in a league opener in the last 13 seasons
- Have been .500 or better the last 12 seasons in conference play (8-8 in 2023-24 was only year .500 - above .500 the other 11 seasons)
- Reached 10 league wins for the 21st time in program history
- Eagles are 44-32 all-time in league overtime games and are a perfect 4-0 in triple overtime games
- After leading the league in steals last season (7.94), the Eagles are currently 4th at 7.24
- It was the first time since 2020-21 the Eagles led the conference in steals and only third time in program history
- Leading the conference in offensive rebounds (14.07) for a second straight season - (led in 2024-25 at 12.38 per game)
- Eagles have seven remaining league games and have now gone 13 straight seasons with at least a .500 or better record in conference
- The Eagles are 72-25 in conference play over the last six seasons and 88-29 over the last seven
- Eagles played their 600th regular season conference game on Feb. 8 at USC Upstate
- Hold an all-time regular season league record mark of 374-247 (.598)
- The 374 victories are the most by any Big South member

TEAM NEWS

- This is the program's 1,475th game as Winthrop holds an all-time record of 841-633
- Had a season-best 12-game winning streak come to an end at High Point
- It is the second win streak of 10 or more games in the Mark Prosser Era
- The win streak tied for the 6th longest win streak in program history
- Reached 21 wins in a season for the second straight season, third time in the last five seasons (13th all-time)
- The win at Gardner-Webb gave the Eagles back-to-back 20-win seasons and for a third time under Prosser
- Prosser is tied with six other coaches for the 6th most 20-win seasons in league history (3)
- Winthrop and UNC Asheville are the only programs with three coaches with three or more 20-win seasons
- Eagles hit 10 threes in the loss at Charleston Southern, the 17th game of the season with 10 or more which ties for the second-most in a single-season by a Winthrop team
- Last week the College of Charleston (20-10) joined Winthrop and Clemson (20-8) are the only South Carolina programs with 20 wins so far
- The Eagles faced a strong non-conference schedule that currently includes five teams with 20 or more wins and two opponents currently with 19 wins on the year
- Of the 11 non-conference opponents, nine of them have a winning record and all 11 have a combined winning percentage of .605
- If you remove S.C. State (8-19) and Jackson State (9-20) the winning percentage is .695
- Connected on a season-high 18 three-pointers in the win at Gardner-Webb, the third most in a single-game in program history
- The 18 threes were the most by an Eagle team against an NCAA D1 opponent and the most ever by an Eagle team in a road game
- Kareem Rozier had nine of the threes, the first Eagle with at least nine in a game since Pat Good hit 11 on Nov. 22, 2021 at Washington St.
- It's also the 5th most threes by an Eagle in a single-game
- Rozier and Kody Clouet have 86 threes on the year and became the first duo in program history with 80 or more threes in a single-season
- The closest previously were Jimmy Gavin (94) and Keon Johnson (78) in 2015-16
- Despite a season-low five offensive rebounds the Eagles held on for a 79-74 win over Longwood and are now 6-3 in games decided by five or fewer points this season
- Started February 4-0 after closing out the month of January with a perfect 8-0 record

EAGLE EYE VIEW OF THE TEAM

- It is only the second time in program history an Eagle team went undefeated in January as the first time to do so was the 2006-07 squad that was 9-0
- Earned the 10th home win after defeating UNC Asheville 84-71 and now have 10 or more home wins in 14 straight seasons
- Winthrop moved into the CollegeInsider.com Mid-Major Top 25 four weeks ago at 20th
- After a 1-1 record last week the Eagles are down two spots at 18th
- After surviving back-to-back one possession wins after Clouet's three with two seconds left gave the Eagles a 76-75 win over Radford, the Eagles went on the road to earn a double-digit win at PC (82-72)
- The win over Radford at home was the first win all season for the Eagles when being outrebounded and made fewer free throws than their opponent
- Against the Highlanders, Rozier led the Eagles with 20 points as he was an efficient 7-of-8 from the floor and 6-of-7 from three
- Logan Duncomb posted a career-high 38 points in the win at PC as he finished with 13 made field goals and 12 made free throws
- After last week Duncomb broke the program's single-season marks for free throws attempted and free throws made in all games and Big South games only
- On the year Duncomb has six games with 10 or more made free throws and six games with 10 or more made field goals
- Earned an 81-77 comeback win over Charleston Southern for a 5th straight home win and to improve to 2-0 in league play at home
- Prior to that the Eagles mounted the largest comeback in 18 seasons, overcoming a 20 point deficit to defeat Gardner-Webb
- It was the largest comeback during the Mark Prosser Era
- Eagles are averaging 9.7 threes pergame, trying to become just the second team in program history to average 10 or more threes in a single-season
- Only one other team in program history averaged 10 or more threes in a single-season, which was the 2018-19 team which led the nation at 12.4
- Became the 4th team in program history to hit 300 or more triples in a single-season
- The 301 threes on the season are the 5th most in a single-season in program history and the 9.8 average is currently the second best
- Suffered first double-digit loss of the season in an 87-57 loss at #15 Texas Tech (only other double-figure loss was 82-70 at Longwood)
- The 57 points were a season-low and just the second time the Eagles have scored under 73 points
- Eagles wrapped-up non-conference action with a winning record for a third straight season
- Have now posted a .500 or better record in non-conference play in 13 of the last 14 seasons
- Posted the 5th 100-point game of the season with a 107-41 victory over Clinton College
- The 66-point margin of victory was the most under head coach Mark Prosser
- It was also the second-largest margin of victory in program history
- Winthrop led by as much as 70 in the game, the largest lead under Prosser (previous best was 54)
- On Dec. 18 the Eagles fell 90-88 as North Dakota hit a game-winning three with .5 seconds to play
- Eagles led by as much as 11 in the game, the first non-conference loss when holding a double-digit lead since Nov. 11, 2023 vs. Drexel at home
- Suffered first home loss of the season vs. Coastal Carolina on Dec. 6 (88-84) in the finals seconds
- Both contests during the week of Dec. 1-7, both games came down to the wire as the week started off with a 94-92 overtime win at LIU at the buzzer
- This was the first buzzer beater since Bryce Baker drilled a three as time expired to defeat William & Mary on Nov. 15, 2024
- Eagles had 13 threes in the loss at Nebraska, the second game with 13 or more vs. a Power 4 opponent this season
- The win was on the heels of a one point loss at #21 Arkansas (84-83), the first one-point game with a Top 25 or Power 4 opponent in program history
- It was the sixth game all-time against a Power 4 opponent that was a one possession (3pts or less) game, win or lose
- The 83 points were the most by a Winthrop team against a nationally-ranked opponent
- The Eagles knocked down a season-high 15 threes in the game, the most versus a Power 4 opponent since the team had 16 on Nov. 22, 2021 in a 92-86 loss at Washington State
- The 15 threes were tied for the most against a Top 25 opponent
- On Nov. 15, the Eagles earned a 105-69 victory over Mercer, the largest margin of victory over a non-conference

CURRENT BIG SOUTH MEMBERS

(ranked by overall wins) School	Since (2012-13)		2025-26	2025-26
	Overall	Big South	Overall	Big South
Winthrop	285-157	166-72	21-10	13-3
Radford	252-202	139-99	16-15	9-7
High Point	251-189	144-93	27-4	15-1
UNC Asheville	244-197	144-90	14-16	8-8
Gardner-Webb	223-227	130-110	3-28	1-15
Longwood	193-260	95-145	16-15	8-8
USC Upstate**	162-251	45-87	13-18	5-11
Presbyterian College	147-293	68-169	14-17	7-9
Charleston Southern*	122-255	63-143	15-16	6-10

(Games Through Feb. 28, 2026)

* Charleston Southern had 51 wins (31 conference wins and 3 conference tournament wins vacated)

** USC Upstate overall record from 2012-13 - 2017-18 in Atlantic Sun Conference



Queens - Daylen Berry
 at George Mason - Josh Meo
 at Coastal Carolina - Logan Duncomb
 Mercer - Kareem Rozier
 at Arkansas - Kareem Rozier
 at Jackson St. - Seifeldin Hendawy
 at Nebraska - Kareem Rozier
 S.C. State - Kody Clouet
 at LIU - Logan Duncomb
 Coastal Carolina - Kareem Rozier
 Toccoa Falls - Tai Hamilton
 Bob Jones - Logan Duncomb
 at North Dakota - Kody Clouet
 Clinton - Logan Duncomb
 at Texas Tech - Seifeldin Hendawy
 at Longwood - Logan Duncomb
 Gardner-Webb - Logan Duncomb
 Charleston Sou. - Logan Duncomb
 at USC Upstate - Kareem Rozier
 High Point - Logan Duncomb
 at UNC Asheville - Kody Clouet
 Radford - Kody Clouet
 at Presbyterian - Logan Duncomb
 UNC Asheville - Logan Duncomb
 at Radford - Josh Meo
 Longwood - Kody Clouet
 at Gardner-Webb - Kareem Rozier
 USC Upstate - Logan Duncomb
 at High Point - Kody Clouet
 at Charleston Sou. - Daylen Berry
 Presbyterian - Kody Clouet
 (7) Charleston Sou. -

NEXT EAGLES WIN WILL...

- Be the 11th time in program history with 22 or more wins
- 13 conference wins for the first time since 2021-22
- Give Prosser his 100th win at Winthrop, 141st career win and 136th win as an NCAA D1 coach
- Give the program 841 victories all-time
- Be the 702nd all-time at the NCAA D1 level

WINTHROP

All-Time Head Coaches (Wins)

Coach	Wins	Losses	Pct.
Gregg Marshall	194	83	.700
Pat Kelsey	186	95	.663
Nield Gordon	160	100	.615
Mark Prosser	99	62	.615
Randy Peele	77	82	.484
Steve Vacendak	74	98	.430
Dan Kenney	51	113	.331

EAGLE EYE VIEW OF THE TEAM

- opponent since defeating Holy Cross 89-51 on Nov. 17, 2023 (+38)
- The 105 points are the second-most against an NCAA D1 non-conference opponent (106 vs. Central Connecticut State on Jan. 18, 1993 is the most)
- Winthrop led by as much as 43 in the win over Mercer, the largest lead vs. a D1 opponent under Mark Prosser
- It was the largest lead held by an Eagle team vs. a D1 opponent since they led Liberty by 43 on Feb. 28, 2006
- That season the Eagles defeated Birmingham-Southern for the largest margin of victory over a D1 opponent (+41) and led by as much as 48 in the game
- After the 103 points at Gardner-Webb the Eagles now have 17 games of 100 or more points under Prosser, whose Eagles set a program record with six games of 100 or more in 2024-25
- Eagles had just 14 (6&8) turnovers in back-to-back games (at George Mason/ at Coastal Carolina), the lowest in back-to-back games since the 2023-24 team has 14 in back-to-back in a win over Elon (7) and loss at Georgia (7)
- In the loss to the George Mason, the Eagles finished with zero second chance points (first time since 11/20/21 at Vanderbilt)
- Opened up the season with an 81-74 win over Queens at the Field of 68 Opening Day Marathon
- The Eagles picked up right where they've left off the last two seasons at the free throw line, earning 60 free throw attempts in the first two games
- Led the nation in free throw attempts per game (28.5) last year and were 4th in makes per game (19.1)
- Set a program record for free throws attempted (970) and free throws made (648) in a single-season
- This year the Eagles are averaging 19.48 free throws made per game and averaging 26.6 free throw attempts per game
- The 19.48 per game, currently are on pace for most per game in a single-season
- Hold an all-time mark of 134-99 in the month of November, 143-153 in the month of December, 263-189 in January, 241-155 in February and 56-36 in March
- Mark Prosser coached his 100th game as head coach of the Eagles on Nov. 15 and captured his 100th career win the same day
- The win also marked the 800th in program history
- The 100th win for Prosser came on a three-pointer at the buzzer-beater
- It was the first buzzer beater win for the Eagles since Keon Johnson's jumper as time expired in an 86-84 victory at Radford on Jan. 13, 2016
- Voted to finish fifth in the Big South Conference Preseason Poll, one vote behind Radford (4th) and Longwood (3rd)
- Winthrop has 10 or more threes in 63 games in the Prosser Era (Hold a 49-14 record in those 63 contests and 17-5 when hitting 13 or more)
- Over the last five seasons Winthrop is 115-17 when leading at the half (169-28 since the start of the 2015-16 season/183-37 since the 2014-15 season)
- In the last 14 seasons the Eagles are 209-31 (87%) when leading at the half, 49-106 when trailing and 11-4 when tied
- In the last 240 victories, the Eagles have won by double-figures in 146 of them (62%)
- Over the last 14 seasons Winthrop is 196-78 when attempting 20 or more free throws, 66-18 when attempting 30 or more, 13-4 when attempting 40 or more and 1-1 when attempting 50-plus
- During that same time span, Winthrop is 83-76 when it has less than 20 free throw attempts
- Have won 27 of the last 34 games attempting 30 or more free throws after having lost 4-of-5 prior
- In the last 14 seasons Winthrop is 86-15 when making 10 or more threes and attempting 20 or more free throws in same game
- Since 2012-13 the Eagles have more wins than any other Big South Conference school (285), 32 more than the next team (Radford -252)

LOOKING BACK AT 2024-25

- Season ended with an 81-69 loss to High Point in the Big South Conference title game
- Won 10 of the last 12 games that included two five-game win streaks (both losses to High Point)
- Eagles replaced their entire starting lineup from 2024-25 and lost 89 percent of its total points

NATIONAL STATISTICAL RANKING (as of 3/3/26)

Category	Rank (Top 75)
Offensive rebounds PG	8th (13.97)
Free throw attempts PG	8th (26.6)
Free throws made PG	10th (19.5)
Rebounds PG	11th (40.94)
Scoring offense	26th (84.2)
Rebound margin	31st (+6.0)
Three-point FG attempts per game	37th (28.0)
Defensive Rebounds PG	39th (26.97)
Three-point FG per game	45th (9.7)
Scoring margin	51st (+9.2)
Three-point FG% defense	66th (.317)
Winning percentage	65th (.677)

INDIVIDUAL - TOP 50

Free Throw Attempts	
<i>Logan Duncomb</i>	6th (241)
Assist/Turnover Ratio	
<i>Kareem Rozier</i>	6th (3.71)
Free Throws Made	
<i>Logan Duncomb</i>	11th (175)
Offensive Rebounds PG	
<i>Logan Duncomb</i>	17th (3.55)
Double-doubles	
<i>Logan Duncomb</i>	20th (12)
Three-Point FG Percentage	
<i>Kody Clouet</i>	22nd (.424)
Field Goal Percentage	
<i>Logan Duncomb</i>	24th (.592)
Rebounds PG	
<i>Logan Duncomb</i>	36th (9.0)
Three-Point FGM	
<i>Kareem Rozier</i>	44th (86)
<i>Kody Clouet</i>	44th (86)

NON-CONFERENCE OPPONENTS (D1 only)

TEAM	RECORD	NET	NATIONAL RANK
Queens	18-13	201	-
George Mason	22-7	98	-
Coastal Carolina	19-12	224	-
Mercer	19-12	171	-
Arkansas	21-8	19	#20
Jackson State	9-20	351	-
Nebraska	25-4	12	#12
South Carolina St.	8-21	359	-
LIU	21-10	195	-
North Dakota	16-16	284	-
Texas Tech	22-7	13	#16

200-130 (.605)

Games through 3/2/26 | Winthrop (129)

All South Carolina D1 Schools (2025-26)

Team	W	L	Pct.
Clemson	21	8	.724
Charleston	21	10	.677
Winthrop	21	10	.677
Wofford	19	12	.613
Furman	19	12	.613
Coastal Carolina	18	12	.600
Charleston Southern	15	16	.484
Presbyterian College	14	17	.452
USC Upstate	13	18	.418
South Carolina	12	17	.414
The Citadel	10	21	.323
South Carolina St.	8	20	.259
Totals	191	173	.525

(Games through 3/2/26)

STATS AVERAGE PER MONTH (2025-26)

Month	FG%	FT%	3PT%	Reb.	APG	TOPG	BPG	SPG	PPG (Games)
November	.448	.750	.364	36.9	15.0	9.8	2.9	7.1	84.9 (8)
December	.459	.734	.338	44.5	16.4	11.9	3.6	8.0	89.0 (8)
January	.430	.722	.345	41.5	13.5	10.4	2.9	5.8	80.4 (8)
February	.423	.726	.337	40.9	13.7	11.6	1.9	8.1	82.1 (7)
March	.000	.000	.000	0.0	0.0	0.0	0.0	0.0	0.0

EAGLE EYE VIEW OF THE TEAM

- Lost 81 percent of its total rebounds and 91 percent of its total three-point field goals
- Finished with a 16-2 home mark, tying the program record for the most in a single-season
- Earned 23 victories on the year, with the 20th coming in the final regular season road game in an 85-59 win at Longwood
- It is the 15th 20-win season in the history of the program and the 23 wins tied for th 5th most in a single-season
- Finish 11-5 in the Big South and tied for second place with UNC Asheville (received the 3rd seed)
- Reached 10 league wins for the 21st time in program history and 10 wins before conference play began for the first time since 2015-16
- Led the nation in free throw attempts per game (28.5) and were 4th in makes per game (19.1)
- The Eagles broke a program record scoring 84.5 ppg, which ranked 6th nationally in 2024-25
- It broke the record set by the 1992-93 team that averaged 83.6 ppg (30 games)
- Last year's team was 23-3 when scoring 70 or more points
- It was the just the 5th time in program history an Eagle team averaged 80 or more points per game in a season
- Finished as one of the top rebounding teams in 2024-25, ranked 25th nationally in rebounds per game (38.59)
- Had the most steals in a season (270) since the 2009-10 team had 283 and the 8th most by any Winthrop team
- Set a program record for most games with 100 or more points (6)
- Kelton Talford earned All-Big South First Team Honors while Kasen Harrison and K.J. Doucet were named Honorable Mention
- Paul Jones III was named to the All-Freshman Team

TEAM STREAKS

- Have hit at least one three-point basket in 445 consecutive games
- Season-best win streak was 12 (ended Feb. 21 at High Point)
- Defeated Upstate for a 10th straight home win
- Have 14 straight seasons with 10 or more home wins
- Have been Top 3 scoring in the Big South for 10 straight seasons

HEAD COACH MARK PROSSER

- In his fifth season as head coach of the Eagles and 9th season overall as a head coach
- He became the 7th head coach in program history and joined all previous head coaches in winning their first game coaching the Eagles
- Coached in his 100th game at the helm of the Eagles on Nov. 15 and earned his 100th career win in the same game
- Coached his 200th game and earned his 50th victory at Winthrop on Jan. 10 and earned an 81-71 road win
- Mark Prosser is coaching in his 280th game (252nd at NCAA D1 level)
- Prosser is now 4th on the all-time wins list at Winthrop with 99
- The win at Presbyterian College on Jan. 24 was the 50th Big South win, tying for the 3rd fastest coach in league history to reach that mark (74 games)
- In his tenure at Winthrop, the Eagles are 10-1 in overtime games
- Led the Eagles to 23 wins in 2021-22, most by any first-year head coach in program history
- Coached the Eagles to another 23-win season in 2024-25 as the team broke the school record for scoring average (84.7), free throws made (648 and free throws attempted (970)
- Prosser joined Steve Vacendak, Gregg Marshall and Randy Peele as the only coaches to start their Winthrop career 2-0
- Became 1-of-3 Winthrop coaches to win their first Big South Conference regular season game and to start 2-0 (Dan Kenney/Gregg Marshall) and just Prosser and Marshall began their Big South career 5-0
- First Winthrop coach to reach at least 11 league wins in first season at the helm (finished with 14)
- Guided the team to its first ever win over a PAC 12 opponent with an 82-74 win at Washington (11/27/21)
- Came to the Eagles after three years as head coach of Western Carolina
- In his second season with the Catamounts he and his staff put together the nation's second biggest turnaround in D1 men's basketball (12-win improvement)
- Spent six seasons at Winthrop as an Associate Head Coach (Assistant coach - 1st year)
- Holds a career record of 141-138 (136-115) at the NCAA D1 level)
- Graduated from Marist and then became a student assistant three seasons before joining the staff at Wofford as an assistant coach in 2002-03
- After one season he became an assistant coach at Bucknell (2003-08)
- While at Bucknell, the Bison upset Kansas in the 2005 NCAA Tournament
- Returned to Wofford as an assistant coach in 2008 where he remained until taking the head coaching job at Brevard College in 2011-12
- After one season he left Brevard to join the Winthrop coaching staff

Single-Season Top 10

Scoring Average (min. 20 games)

22.4	Charlie Brunson (1980-81)
22.3	Keon Johnson (2016-17)
21.1	Fred McKinnon (1985-86)
20.5	Charlie Brunson (1981-82)
18.7	Keon Johnson (2015-16)
18.7	Jimmy Gavin (2015-16)
18.5	Keon Moore (2014-15)
18.4	Logan Duncomb (2025-26)
18.3	Fred McKinnon (1984-85)
17.6	Ted Houpt (1986-87)

Rebound Per Game

11.6	Charlie Brunson (1980-81)
10.1	Greg Lewis (2001-02)
10.0	Allen Washington (1985-86)
9.7	Donnie Creamer (1979-80)
9.6	Mark Hailey (1992-93)
9.1	Xavier Cooks (2016-17)
9.0	Logan Duncomb (2025-26)
8.9	Charlie Brunson (1981-82)
8.8	Xavier Cooks (2017-18)
8.8	Ronnie Creamer (1979-80)
8.8	Ronnie Creamer (1978-79)

Points Scored

875	Charlie Brunson (1980-81)
715	Keon Johnson (2016-17)
679	Charlie Brunson (1981-82)
613	Fred McKinnon (1985-86)
599	Keon Johnson (2015-16)
597	Jimmy Gavin (2015-16)
597	Ronnie Creamer (1978-79)
593	Keon Moore (2014-15)
576	Mike Gaither (1981-82)
543	Xavier Cooks (2016-17)
(12th) 535	Logan Duncomb (2025-26)

Assist-to-Turnover Ratio

4.01	Rick Riese (1980-81)
3.71	Kareem Rozier (2025-26)
3.47	Rick Riese (1978-79)
3.16	Chris Gaynor (2006-07)
3.09	Chris Gaynor (2005-06)
2.82	Rick Riese (1979-80)
2.79	Bjorn Broman (2017-18)
2.50	Chris Gaynor (2007-08)
2.41	Mike Fayed (1992-93)
2.25	Andre Smith (2014-15)

Free Throws Made

175	Logan Duncomb (2025-26)
171	Keon Johnson (2016-17)
167	Charlie Brunson (1980-81)
165	Keon Johnson (2015-16)
157	James Shuler (2005-06)
150	Kelton Talford (2024-25)
147	Charlie Brunson (1981-82)
139	James Shuler (2004-05)
135	George Henson (1989-90)
133	Marcus Stewart (2000-01)

3-point Field Goals Made

102	Keon Johnson (2016-17)
101	Keon Moore (2014-15)
100	Michael Jenkins (2006-07)
94	Jimmy Gavin (2015-16)
89	LaShawn Coulter (1992-93)
87	LaShawn Coulter (1993-94)
86	Kody Clouet (2025-26)
86	Kareem Rozier (2025-26)
84	Hunter Hale (2019-20)
79	Patrick Good (2021-22)

Free Throws Attempted

241	Logan Duncomb (2025-26)
235	Charlie Brunson (1980-81)
227	Kelton Talford (2024-25)
198	Keon Johnson (2015-16)
197	Keon Johnson (2016-17)
194	Charlie Brunson (1981-82)
192	Marcus Stewart (2000-01)
191	Eddie Gay (1992-93)
188	Kelton Talford (2023-24)
186	James Shuler (2005-06)

RECORD WATCH (TEAM SINGLE-SEASON)

Scoring

84.7	(2024-25)
84.2	(2025-26)
83.6	(1992-93)
83.3	(2018-19)
82.2	(2015-16)

Fewest Turnovers PG

10.87	(2025-26)
12.09	(2014-15)
12.18	(2009-10)
12.28	(2011-12)
12.59	(2015-16)

Free Throw Percentage

.749	(2015-16)
.747	(1988-89)
.741	(1983-84)
.739	(2022-23)
.738	(2018-19)
.736	(1989-90)
.732	(1989-90)

100-Point Games

6	(2025-26)
6	(2024-25)
5	(2019-20)
4	(2018-19)
3	(2017-18)
3	(2015-16)
3	(1992-93)
3	(1985-86)

Three-Point FG PG

12.40	(2018-19)
9.71	(2025-26)
9.55	(2017-18)
9.48	(2016-17)
9.47	(2019-20)



WINTHROP
B A S K E T B A L L

Winthrop Big South Tournament History

<u>Date</u>	<u>Location</u>	<u>Opponent/Result</u>	<u>Tournament Record</u>
Mar. 3, 1986	Savannah, GA	(2) Winthrop 76, (7) Armstrong State 72 (OT)	1-0
Mar. 4, 1986		(3) Augusta 87, (2) Winthrop 79	1-1
Feb. 26, 1987	Savannah, GA	(4) Radford 71, (5) Winthrop 69	1-2
Mar. 3, 1988	Rock Hill, SC	(4) Winthrop 63, (5) UNC Asheville 58	2-2
Mar. 4, 1988		(4) Winthrop 75, (1) Coastal Carolina 40	3-2
Mar. 5, 1988		(4) Winthrop 71, (3) Radford 56	4-2
Mar. 2, 1989	Rock Hill, SC	(6) Winthrop 81, (3) Charleston Southern 68	5-2
Mar. 3, 1989		(2) Campbell 78, (6) Winthrop 55	5-3
Mar. 1, 1990	Rock Hill, SC	(4) Winthrop 61, (5) Charleston Southern 53	6-3
Mar. 2, 1990		(1) Coastal Carolina 62, (4) Winthrop 49	6-4
Feb. 28, 1991	Anderson, SC	(4) Davidson 63, (5) Winthrop 48	6-5
Mar. 5, 1992	Anderson, SC	(1) Radford 80, (8) Winthrop 54	6-6
Mar. 3, 1993	N. Charleston, SC	(8) Winthrop 101, (9) UNC Asheville 87	7-6
Mar. 4, 1993		(8) Winthrop 83, (1) Towson State 79	8-6
Mar. 5, 1993		(8) Winthrop 87, (5) Radford 69	9-6
Mar. 6, 1993		(2) Coastal Carolina 78, (8) Winthrop 65	9-7
Mar. 4, 1994	N. Charleston, SC	(2) Campbell 79, (7) Winthrop 71	9-8
Mar. 3, 1995	Lynchburg, VA	(1) UNC Greensboro 75, (8) Winthrop 51	9-9
Feb. 29, 1996	Lynchburg, VA	(3) UNC Asheville 69, (6) Winthrop 61	9-10
Feb. 26, 1997	Lynchburg, VA	(2) Liberty 83, (7) Winthrop 69	9-11
Feb. 25, 1998	Lynchburg, VA	(3) UMBC 67, (6) Winthrop 55	9-12
Feb. 26, 1999	Asheville, NC	(1) Winthrop 70, (4) Charleston Southern 61	10-12
Feb. 27, 1999		(1) Winthrop 86, (2) Radford 74	11-12
Mar. 3, 2000	Asheville, NC	(2) Winthrop 90, (6) Charleston Southern 65	12-12
Mar. 4, 2000		(2) Winthrop 75, (4) UNC Asheville 62	13-12
Mar. 2, 2001	Roanoke, VA	(2) Winthrop 67, (6) Liberty 62 (2OT)	14-12
Mar. 3, 2001		(2) Winthrop 67, (1) Radford 65 (OT)	15-12
Feb. 28, 2002	Roanoke, VA	(1) Winthrop 66, (8) Liberty 59	16-12
Mar. 1, 2002		(1) Winthrop 77, (5) Elon 66	17-12
Mar. 2, 2002		(1) Winthrop 70, (7) High Point 48	18-12
Mar. 4, 2003	Higher Seeds (Rock Hill, SC)	(1) Winthrop 80, (8) High Point 64	19-12
Mar. 7, 2003	Lynchburg, VA	(5) UNC Asheville 81, (1) Winthrop 80 OT	19-13
Mar. 2, 2004	Higher Seeds (Rock Hill, SC)	(6) UNC Asheville 49, (3) Winthrop 46	19-14
Mar. 1, 2005	Higher Seeds (Rock Hill, SC)	(1) Winthrop 74, (8) Coastal Carolina 62	20-14
Mar. 3, 2005		(1) Winthrop 78, Birmingham-Southern 64	21-14
Feb. 28, 2006	Higher Seeds (Rock Hill, SC)	(1) Winthrop 68, (7) Charleston Southern 46	22-14
Mar. 2, 2006		(1) Winthrop 93, (8) Liberty 52	23-14
Mar. 4, 2006		(1) Winthrop 77, (5) High Point 65	24-14
Feb. 27, 2007	Higher Seeds (Rock Hill, SC)	(1) Winthrop 51, (2) Coastal Carolina 50	25-14
Mar. 1, 2007		(1) Winthrop 72, (8) Charleston Southern 42	26-14
Mar. 3, 2007		(1) Winthrop 79, (5) UNC Asheville 60	27-14
Mar. 4, 2008	Higher Seeds (Rock Hill, SC)	(1) Winthrop 84, (6) VMI 81	28-14
Mar. 6, 2008	Highest Seed (Asheville, NC)	(2) Winthrop 76, (7) Radford 45	29-14
Mar. 8, 2008		(2) Winthrop 61, (3) High Point 53	30-14
Mar. 3, 2009	Higher Seeds (Asheville, NC)	(2) Winthrop 66, (1) UNC Asheville 48	31-14
Mar. 2, 2010	Higher Seeds (Rock Hill, SC)	(4) UNC Asheville 76, (5) Winthrop 68	31-15
Mar. 4, 2010	Highest Seed (Conway, SC)	(3) Winthrop 80, (6) Liberty 72	32-15
Mar. 6, 2010		(3) Winthrop 61, (2) Radford 46	33-15
Mar. 1, 2011	Higher Seeds (Lexington, VA)	(3) Winthrop 64, (1) Coastal Carolina 53	34-15
Feb. 29, 2012	Asheville, NC	(4) VMI 78, (5) Winthrop 73	34-16
Mar. 1, 2012		(6) Winthrop 71, (3) Campbell 55	35-16
Mar. 5, 2013	Conway, SC	(7) VMI 75, (6) Winthrop 55	35-17
Mar. 7, 2013		(SS) Winthrop 68, (4N) Radford 58 OT	36-17
Mar. 5, 2014	Conway, SC	(1S) Charleston Southern 54, (SS) Winthrop 47	36-18
Mar. 7, 2014		(4S) Winthrop 77, (5N) Liberty 65	37-18
Mar. 8, 2014		(4S) Winthrop 62, (1N) High Point 60	38-18
Mar. 9, 2014		(4S) Winthrop 80, (2S) UNC Asheville 79	39-18
Mar. 6, 2015	Conway, SC	(1N) Coastal Carolina 76, (4S) Winthrop 61	39-19
Mar. 4, 2016	Buies Creek, NC	(5) Winthrop 67, (4) Radford 66	40-19
Mar. 5, 2016		(5) Winthrop 71, (9) Longwood 58	41-19
Mar. 6, 2016		(3) Coastal Carolina, 81, (5) Winthrop 70	41-20
Mar. 2, 2017	Rock Hill, SC	(2) Winthrop 67, (10) Presbyterian College 53	42-20
Mar. 3, 2017		(2) Winthrop 82, (6) Gardner-Webb 69	43-20
Mar. 5, 2017		(4) UNC Asheville 77, (2) Winthrop 68	43-21
Mar. 1, 2018	Asheville, NC	(1) Winthrop 92, (8) Charleston Southern 78	44-21
Mar. 2, 2018		(1) Winthrop 80, (4) Gardner-Webb 77 OT	45-21
Mar. 7, 2019	Buies Creek, NC	(1) Winthrop 76, (7) Campbell 59	46-21
Mar. 5, 2020	Radford, Va.	(3) Winthrop 72, (6) Gardner-Webb 68	47-21
Mar. 6, 2020	Rock Hill, SC	(2) Radford 61, (3) Winthrop 52	47-22
Mar. 8, 2020	Rock Hill, SC	(6) Charleston Southern 77, (3) Winthrop 63	47-23
Mar. 1, 2021		(2) Winthrop 106, (7) USC Upstate 70	48-23
Mar. 4, 2021		(2) Winthrop 78, (3) Gardner-Webb 66	49-23
Mar. 7, 2021		(2) Winthrop 76, (5) Hampton 68	50-23
Mar. 4, 2022	Charlotte, N.C.	(1) Winthrop 83, (8) High Point 53	51-23
Mar. 5, 2022		(1) Winthrop 82, (5) Longwood 61	52-23
Mar. 3, 2023	Charlotte, N.C.	(1) Winthrop 80, (3) Campbell 53	53-23
Mar. 8, 2024	High Point, N.C.	(2) Winthrop 68, (7) High Point 51	54-23
Mar. 7, 2025	Johnson City, Tenn.	(2) Winthrop 76, (3) Gardner-Webb	55-23
Mar. 8, 2025		(1) Longwood 79, (2) Winthrop 58	55-24
Mar. 9, 2025		(3) Radford 78, (6) Winthrop 69	55-25
		(5) Longwood 69, (4) Winthrop 56	55-26
		(3) Winthrop 88, (6) Longwood 79	56-22
		(3) Winthrop 86, (2) UNC Asheville 67	57-22
		(1) High Point 81, (3) Winthrop 69	57-23

RECORD WHEN WINTHROP

SCORES...
 100-plus: 2-0
 90-99: 3-0
 80-89: 15-1
 70-79: 20-4
 60-69: 16-10
 50-59: 1-8
 40-49: 0-4

Games Decided By...

1-point: 3-1
 2-points: 2-1
 1-5: 12-3
 6-10: 10-8
 11-19: 23-10
 20-plus: 12-5

When Playing A Tournament Game In...

South Carolina: 35-10
 North Carolina: 12-8
 Virginia: 7-6
 Georgia: 1-2
 Tennessee: 2-1

Winthrop Big South Tournament History

Winthrop All-Time Record vs. Opponent In Big South Tournament

	<u>Overall</u>	<u>1st Rnd/Qtrs</u>	<u>Semis</u>	<u>Title Game</u>
Armstrong State	1-0	1-0	0-0	0-0
Augusta	0-1	0-0	0-1	0-0
Birmingham-Southern	1-0	0-0	1-0	0-0
Campbell	3-2	1-1	0-1	2-0
Charleston Southern	7-2	4-2	2-0	1-0
Coastal Carolina	4-4	1-0	1-1	2-3
Davidson	0-1	0-1	0-0	0-0
Elon	1-0	0-0	1-0	0-0
Gardner-Webb	5-0	1-0	4-0	0-0
Hampton	1-0	0-0	0-0	1-0
High Point	7-1	4-0	2-0	1-1
Liberty	5-1	4-1	1-0	0-0
Longwood	3-2	1-1	2-0	0-1
Presbyterian College	1-0	1-0	0-0	0-0
Radford	8-4	3-3	2-1	3-0
Towson State	1-0	1-0	0-0	0-0
UMBC	0-1	0-1	0-0	0-0
UNC Asheville	7-5	2-3	3-1	2-1
UNC Greensboro	0-1	0-1	0-0	0-0
USC Upstate	1-0	1-0	0-0	0-0
VMI	1-2	0-2	0-1	1-0
	57-27	26-16	19-6	13-6

Winthrop Record In Big South Tournament By Seeding

<u>1</u>	<u>2</u>	<u>3</u>	<u>4</u>	<u>4(s)</u>	<u>5</u>	<u>5(s)</u>	<u>6</u>	<u>7</u>	<u>8</u>
21-1	15-3	6-4	4-2	3-1	2-5	1-1	2-5	0-2	3-3

All-Time Eagles All-Tournament Honors

All-Tournament Team (Year)

Allen Washington (1986)
 Shaun Wise (1988)
 John Weiss (1988)
 Greg Washington (1988, 89)
 George Henson (1990)
 Eddie Gay (1993)
 Mark Hailey (1993)
 Heson Groves (1999)
 Tyson Waterman (1999, 2000)
 Greg Lewis (2000, 02)
 Robbie Waldrop (2000)
 Tyrone Walker (2001)
 Derrick Knox (2001)
 Pierre Wooten (2002)
 Torrell Martin (2005, 06)
 James Shuler (2005)
 Chris Gaynor (2006, 08)
 Craig Bradshaw (2006, 07)
 Michael Jenkins (2007, 08)
 Andy Buechert (2008)
 Mantoris Robinson (2010)
 Reggie Middleton (2010)
 Matt Morgan (2010)
 Keon Moore (2014, 2015)
 Keon Johnson (2017)
 Xavier Cooks (2017)
 Adam Pickett (2018)
 Josh Ferguson (2020)
 Hunter Hale (2020)
 Chandler Vaudrin (2021)
 Charles Faldin (2021)
 D.J. Burns Jr. (2021)
 Cory Hightower (2022)
 Kelton Talford (2025)
 Kasen Harrison (2025)

Tournament Most Valuable Player

John Weiss (1988)	Heson Groves (1999)
Greg Lewis (2000, 02)	Torrell Martin (2005, 06)
Craig Bradshaw (2007)	Michael Jenkins (2008)
Mantis Robinson (2010)	Keon Johnson (2017)
Hunter Hale (2020)	Chandler Vaudrin (2021)

TOURNAMENT RECORD ON THIS DAY...

Feb. 25	0-1
Feb. 26	1-2
Feb. 27	2-0
Feb. 28	2-1
Feb. 29	1-1
Mar. 1	6-2
Mar. 2	7-3
Mar. 3	7-4
Mar. 4	10-2
Mar. 5	9-2
Mar. 6	4-2
Mar. 7	4-3
Mar. 8	4-2
Mar. 9	0-2

WINTHROP BSC TOURNAMENT TEAM TOP PERFORMANCES

Most Points (Single-Game)

106	vs. Upstate, 3-5-20
101	vs. UNCA, 3-3-93
93	vs. LU, 2-28-06
92	vs. CSU, 3-2-17
90	vs. CSU, 3-3-00

Total Points (Tournament)

336	(1993-4 games)
280	(2014-4 games)
260	(2020-3 games)
248	(2017-3 games)
243	(2025-3 games)

Most Points Allowed (Single-Game)

87	vs. UNCA (1993) vs. Augusta (1986)
83	at LU (1997)
81	vs. UNC Asheville (2003) vs. VMI (2007)

Total Points Allowed (Tournament)

313	1993
280	2014
227	2025
205	2015
183	2007

Fewest Points Scored (Single-Game)

46	vs. UNCA (2004)
47	vs. CSU (2013)
48	vs. UNCA (2008) vs. HPU (2003) vs. CSU (2004) vs. Davidson (1991)

Fewest Points Allowed (Game)

40	vs. CCU (1988)
42	vs. CSU (2007)
45	vs. RU (2010)
46	vs. CSU (2005)
48	vs. UNCA (2008) vs. HPU (2003) vs. CSU (2004)

Largest Margin Victory

+41	vs. LU (93-52), 2-28-06
+36	vs. Upstate, 3-5-21
+35	vs. CCU (75-40), 3-4-88
+31	vs. RU (76-45), 3-4-08
+30	vs. CSU (72-42), 2-27-07

Largest Margin Defeat

-26	vs. RU (80-54), 3-5-92
-24	vs. UNCG (75-51), 3-3-95
-23	vs. Campbell (78-55), 3-3-89
-21	vs. Longwood (89-58), 3-6-22
-20	vs. VMI (75-55), 3-1-12

Most Points 1st Half

54	vs. Upstate, 3-5-21
48	vs. UNCA, 3-8-14
46	vs. UNCA, 3-8-25
45	vs. Longwood, 3-7-25
44	vs. HPU, 3-4-03

Most Points 2nd Half

61	vs. UNCA, 3-3-93
56	vs. RU, 2-27-99
53	vs. GWU, 3-5-16 vs. LU, 2-28-06
52	vs. Upstate, 3-5-21

Most Points Allowed 1st Half

45	vs. UNCA, 3-3-09
43	vs. UNCG, 3-2-95
42	vs. UNCA, 3-8-14
41	vs. UNCA, 2-29-96 vs. UNCA, 3-3-93

Most Points Allowed 2nd Half

55	vs. Longwood, 3-7-25
52	vs. High Point, 3-9-25
48	vs. Campbell, 3-2-89
47	vs. CSU, 3-2-17 vs. VMI, 3-1-11 vs. Towson St., 3-4-93

Fewest Points 1st Half

13	vs. Campbell, 3-2-89
18	vs. HPU, 3-6-08 vs. UMBC, 2-25-98 vs. Davidson, 2-28-91 vs. UNCA, 3-3-87

Fewest Points 2nd Half

18	vs. RU, 3-2-18
21	vs. UNCA, 3-2-04
23	vs. RU, 3-5-13 vs. UNCA, 2-29-96 vs. Longwood, 3-8-24
24	vs. CCU, 3-4-06

Fewest Points Allowed 1st Half

18	vs. UNCA, 3-8-08 vs. HPU, 3-6-08 vs. CCU, 3-4-06
19	vs. PC, 3-4-16
20	vs. UNCA, 3-2-04 vs. LW, 3-7-15

Fewest Points Allowed 2nd Half

18	vs. CSU, 2-27-07 vs. CCU, 3-3-88
21	vs. CSU, 3-5-05
22	vs. RU, 3-4-08
24	vs. LU, 2-28-06

Most Field Goals Made (Single-Game)

38	vs. Upstate, 3-5-21
35	vs. LU, 2-28-06
33	vs. Towson St., 3-4-93 vs. Augusta, 3-4-86 vs. UNCA, 3-3-93

Best Field Goal Percentage (Single-game)

.653	vs. CSU (32-49), 2-26-89
.627	vs. Campbell (32-51), 3-7-21
.603	vs. Upstate (38-63), 3-5-21
.592	vs. CCU (29-49), 3-3-88
.580	vs. UNCA, 3-8-14 (29-50)

Most Free Throws Made (Single-Game)

32	vs. Elon, 3-1-02
29	vs. GWU, 3-5-22
27	vs. UNCA, 3-3-93
26	vs. UNCA, 3-3-88
25	vs. GWU, 3-5-16 vs. HPU, 3-4-03

Most Free Throw Attempts (Single-Game)

40	vs. Elon, 3-1-02
36	vs. UNCA, 3-3-93 vs. UNCA, 3-3-88
35	vs. Birmingham-Sou., 3-3-05 vs. HPU, 3-4-03 vs. RU, 3-5-93

Free Throw Percentage (Single-Game)

1.000	vs. LU, 3-5-14 (21-21)
.900	vs. Campbell, 3-7-21 (9-10)
.857	vs. RU, 3-6-15 (18-21)
.833	vs. GWU, 3-5-16 (25-30)
.828	vs. RU, 2-27-99 (24-29)
.818	vs. RU, 3-3-01 (18-22)

Most 3pt-FG Made (Single-Game)

16	vs. Upstate, 3-5-21
14	vs. CSU, 3-2-17
13	vs. Longwood, 3-7-25 vs. UNC Asheville, 3-8-25
12	vs. HPU, 3-1-21 vs. GWU, 3-1-18 vs. VMI, 3-3-07

Most Assists (Single-Game)

24	vs. HPU, 3-1-21 vs. Liberty, 2-28-06
21	vs. VMI, 3-3-07
20	vs. Radford, 3-4-08
19	vs. Longwood, 3-7-25 vs. CCU, 3-6-93 vs. CSU, 3-2-89 vs. CCU, 3-3-88

Most Steals (Single-Game)

12	vs. CSU, 3-5-05 vs. RU, 3-5-92
11	vs. RU, 3-3-01
10	vs. HPU, 3-6-08 vs. Upstate, 3-5-21

Most Rebounds (Single-Game)

53	vs. HPU, 3-1-21
50	vs. RU, 3-4-08 vs. UNCA, 3-3-93
47	vs. Upstate, 3-5-21
46	vs. Elon, 3-1-02 vs. LU, 3-2-01

Most Offensive Rebounds (Single-Game)

21	vs. UNCA, 2-29-96
19	vs. LU, 3-2-01
18	vs. HPU, 3-1-21 vs. UNCA, 3-7-03 vs. UNCG, 3-2-95

Most Blocks (Single-Game)

9	vs. GWU, 3-3-17
8	vs. PC, 3-4-16 vs. HPU, 3-6-08 vs. LU, 2-28-02
7	vs. UNCA, 3-7-03

WINTHROP BSC TOURNAMENT INDIVIDUAL TOP PERFORMANCES

Most Points (Single-Game)

- 33 Michael Jenkins at UNCA, 3-8-08
- 32 Mark Hailey vs. RU, 3-5-93
- 31 Keon Johnson vs. GWU, 3-3-17
Keon Johnson vs. CSU, 3-2-17
- 28 Hunter Hale vs. GWU, 3-6-21
- 26 Kasen Harrison vs. RU, 3-3-23
Reggie Middleton vs. LU, 3-2-10

Most Points Allowed (Single-Game)

- 29 Chris Clemons, 3-5-17
Travis Holmes (VMI), 3-3-07
- 28 Chris Caldwell (LU), 3-2-01
Tony Dunkin (CCU), 3-6-93
- 27 J. Kohn (UNCA), 3-3-93
Mark Mocnik (UNCA), 3-3-89

Most Field Goals Made (Single-Game)

- 12 Mark Hailey vs. RU, 3-5-93
- 11 D.J. Burns Jr. vs. Campbell, 3-7-21
Keon Johnson vs. CSU, 3-2-17
Michael Jenkins at UNCA, 3-8-08
- 10 Joab Jerome vs. Radford, 3-5-13
Fred McKinnon vs. Augusta, 3-4-86
- 9 Kasen Harrison vs. RU, 3-3-23
Eddie Gay vs. CCU, 3-6-93
Greg Washington vs. CCU, 3-3-88

Best Field Goal Percentage (Single-game)

- .818 Kasen Harrison vs. RU, 3-3-23 (9-11)
- .800 Greg Washington vs. CSU, 3-2-89 (8-10)
- .778 Kelton Talford vs. HPU, 3-9-25 (7-of-9)
- .700 Sin'Cere McMahan vs. LWU, 3-8-24
- .667 Keon Moore vs. HPU, 3-7-14 (8-12)
Mark Hailey vs. RU, 3-5-93 (12-18)
- .600 Carlo Wilkins vs. RU, 3-5-93 (6-10)
Eddie Gay vs. UNC, 3-3-93 (6-10)

Most 3pt-FG Made (Single-Game)

- 6 Michael Jenkins at UNCA, 3-8-08
- 5 Bryce Baker vs. Longwood, 3-7-25
Nick Johnson vs. UNCA, 3-8-25
Sin'Cere McMahan vs. LWU, 3-8-24
Hunter Hale vs. Upstate, 3-5-21
Bjorn Broman vs. CSU, 3-7-19
Keon Johnson vs. GWU, 3-3-17
Keon Johnson vs. CSU, 3-2-17
Jimmy Gavin vs. PC, 3-5-06
Reggie Middleton vs. CAM, 2-29-12

- Chris Gaynor vs. HPU, 3-2-06
- Torrell Martin vs. Birm-Sou 3-3-05
- Robbie Waldord vs. UNCA, 3-4-00

Free Throw Percentage (Single-Game-6 made)

- 1.000 Bjorn Broman (6-6) vs. GWU, 3-1-18
Jimmy Gavin (6-6) vs. GWU, 3-5-16
Xavier Cooks (6-6) vs. PC, 3-4-16
Keon Moore (8-8) vs. LW, 3-7-15
Andre Smith (8-8) vs. RU, 3-6-15
Joab Jerome (9-9) vs. LU, 3-5-14
Pierre Wooten (6-6) vs. Elon, 3-1-02
Eyo Effiong (10-10) vs. UNCA, 3-4-00
Eddie Gay 96-6) vs. CCU, 3-6-93
Ted Houpt (6-6) vs. Radford, 2-26-87

Most Free Throws Made (Single-Game)

- 14 Keon Johnson vs. GWU, 3-3-17
- 13 Tyson Waterman vs. RU, 2-27-99
- 12 Hunter Hale vs. GWU, 3-6-21
- 10 Tyson Waterman vs. LU, 2-26-97
- 9 Joab Jerome vs. LU, 3-5-14
Marcus Stewart vs. LU, 3-2-01

Most Free Throw Attempts (Single-Game)

- 15 Keon Johnson vs. GWU, 3-3-17
- 14 Tyson Waterman vs. RU, 2-27-99
- 13 Hunter Hale vs. GWU, 3-6-21
Tyson Waterman vs. LU, 2-26-97
- 12 Kelton Talford vs. UNCA, 3-8-25
Kelton Talford vs. RU, 3-3-23
Marcus Stewart vs. HPU, 3-2-02

Most Assists (Single-Game)

- 11 Kasen Harrison vs. Longwood, 3-7-25
- 10 Chandler Vaudrin, 3-1-21
Chris Gaynor vs. VMI, 3-3-07
- 9 Kasen Harrison vs. UNCA, 3-8-25
Chandler Vaudrin vs. LW, 3-4-21
Joab Jerome vs. Campbell, 2-29-12
Mike Fayed vs. CCU, 3-6-93

Most Steals (Single-Game)

- 6 Torrell Martin vs. HPU, 3-2-06
Pierre Wooten vs. RU, 3-3-01
- 5 Patrick Good vs. LW, 3-6-22
Torrell Martin vs. CSU, 3-5-05
Mark Hailey vs. RU, 3-5-92
- 4 Kasen Harrison vs. Longwood, 3-7-25
Nick Johnson vs. LWU, 3-8-24
Chandler Vaudrin vs. Upstate, 3-5-21

- Gideon Gamble vs. CSU, 3-7-13
- Andre Jones at UNCA, 3-3-09
- James Shuler vs. CCU, 3-4-06
- Greg Lewis vs. HPU, 3-2-02
- Pierre Wooten vs. LU, 2-28-02
- Roger Toxey vs. RU, 2-27-99
- Melvin Branham vs. Campbell, 3-4-94
LaShaun Coulter vs. Davidson, 2-28-91

Most Rebounds (Single-Game)

- 19 Heson Groves vs. Radford, 2-27-99
- 18 Greg Lewis vs. UNCA, 3-4-00
- 17 Allen Washington vs. Armstrong St., 3-3-86
- 16 Mark Hailey vs. RU, 3-5-93
- 15 Xavier Cooks vs. GWU, 3-3-17
- 14 Melvin Branham vs. Campbell, 3-4-94
- 13 Mark Hailey vs. UNCA, 3-3-93

Most Offensive Rebounds (Single-Game)

- 8 Kelton Talford vs. UNCA, 3-8-25
Mark Hailey vs. UNCA, 3-3-93
- 6 Kelton Talford vs. HPU, 3-9-25
Melvin Branham vs. Campbell, 3-4-94
Mark Hailey vs. RU, 3-5-93
- 5 Kelton Talford vs. RU, 3-3-23
Billy Houston, 3-2-04

Most Blocks (Single-Game)

- 6 Xavier Cooks vs. GWU, 3-3-17
- 5 Duby Okeke vs. GWU, 3-5-16
Josh Grant vs. LU, 2-28-02
Andy Buechert vs. Radford, 3-4-10
- 4 Xavier Cooks vs. GWU, 3-1-18
Josh Grant vs. Elon, 3-1-02

SELECTED WINTHROP BIG SOUTH TOURNAMENT RECORDS

INDIVIDUAL

MOST REBOUNDS - Game

19-Heson Groves, Winthrop vs. Radford, Finals, 1999

Finals

19-Heson Groves, Winthrop vs. Radford, 1999

Tournament

52-Mark Hailey, Winthrop vs. Coastal Carolina (11), Radford (16), Towson State (12), UNC Asheville (13), 1993

MOST FREE THROWS - Game

Semifinals

14-Keon Johnson (14-15), Winthrop vs. Gardner-Webb, 2017

Finals

13-Tyson Waterman (13-14), Winthrop vs. Radford, 1999

HIGHEST FREE THROW PERCENTAGE (min. 10 made) - Game

100.0-Eyo Effiong (10-10), Winthrop vs. UNC Asheville, Finals, 2000

Finals

100.0-Eyo Effiong (10-10), Winthrop vs. UNC Asheville, 2000

MOST ASSISTS - Game

Tournament

26-Kasen Harrison, Winthrop, 2025

MOST STEALS - Game

Semifinals

6-Torrell Martin, Winthrop vs. High Point, 2006

Finals

6-Pierre Wooten, Winthrop vs. Radford, 2001

MOST BLOCKS - Game

Semifinals

6-Xavier Cooks, Winthrop vs. Gardner-Webb, 2017

TEAM

MOST POINTS SCORED - Game

Quarterfinals

106-Winthrop vs. Upstate (70), 2020

Tournament

336-Winthrop, 1993 (4 games)

MOST POINTS SCORED IN A HALF - Game

First Round

61-Winthrop vs. UNC Asheville, 1993 (2nd half)

FEWEST POINTS SCORED IN A HALF - Game

Semifinals

13-Winthrop vs. Campbell, 1989 (1st half)

MARGIN OF VICTORY - Game

Quarterfinals

41-Winthrop (93) vs. Liberty (52), 2006

Semifinals

35-Winthrop (75) vs. Coastal Carolina (40), 1988

HIGHEST FIELD GOAL PERCENTAGE - Game

65.3-Winthrop (32-49) vs. Charleston Southern,

Quarterfinals

65.3-Winthrop (32-49) vs. Charleston Southern, 1989

Finals

62.7-Winthrop (32-51) vs. Campbell, 2021

TEAM (cont.)

MOST FIELD GOALS - Game

Quarterfinals

38 Winthrop vs. USC Upstate, 2020

Tournament

123 Winthrop, 1993 (4 games)

HIGHEST FREE THROW PERCENTAGE (min. 13 made) - Game

100.0-Winthrop (21-21) vs. Liberty

First Round

100.0-Winthrop (21-21) vs. Liberty, 2014

MOST FREE THROW ATTEMPTS - Tournament

Winthrop (111)

MOST REBOUNDS - Game

Tournament

171-Winthrop, 1993 (4 games)

MOST OFFENSIVE REBOUNDS - Game

First Round

24-Winthrop vs. UNC Asheville, 1993

MOST ASSISTS

Tournament

71-Winthrop, 1993 (4 games)

2025-26 EAGLE TRENDS

THE EAGLES RECORD

Overall: 21-10
 At home: 13-2
 On the road: 7-9
 At a neutral site: 1-0
 In the Big South: 13-3
 Big South Home: 8-0
 Big South Away: 5-3
 Overtime: 1-0
 Night Tip: 10-6
 Daytime Tip: 10-4
 Morning Tip: 1-0
 Win the Opening Tip: 13-5
 Lose the Opening Tip: 8-5
 Nationally ranked opponents: 0-2
 Opponents receiving votes: 0-0
 ACCNX: 0-0
 BTN: 0-1
 ESPN+: 18-6
 ESPN2: 0-0
 ESPNU: 0-0
 NEC FRONT ROW: 1-0
 SECN+: 0-1
 SLN: 0-1
 SWAC TV: 1-0
 TNT/TRUTV/HBO: 0-1
 YouTube: 1-0
 Play a team with a record over .500: 9-7
 A team with a record below .500: 9-2
 A team with a record of .500: 3-1
 Lead at halftime: 18-3
 Trail at halftime: 2-7
 Tied at halftime: 1-0
 Lead 10+ at halftime: 8-0
 Trail 10+ at halftime: 1-1
 Score first: 14-5
 1st possession is a turnover: 2-0
 1st possession is a made FG: 9-3
 1st possession is a missed FGA: 8-8
 1st possession is a made FT: 0-1
 1st possession is a missed FT: 0-0
 Make First Field Goal Attempt: 11-3
 Miss First Field Goal Attempt: 10-7

SCHEDULED TIME OF TIP/DAY OF WEEK

(record by time zone, not just EST)

Tip at 8 a.m.: 1-0
 Tip at 12 p.m.: 2-0
 Tip at 1 p.m.: 0-1
 Tip at 2 p.m.: 5-1
 Tip at 3 p.m.: 0-1
 Tip at 4 p.m.: 3-1
 Tip at 4:30 p.m.: 0-0
 Tip at 6:30 p.m.: 6-0
 Tip at 7 p.m.: 4-3
 Tip at 7:30 p.m.: 1-1
 Tip at 8 p.m.: 0-1
 Monday: 1-0
 Tuesday: 2-3
 Wednesday: 4-1
 Thursday: 2-2
 Friday: 0-1
 Saturday: 10-2
 Sunday: 2-1

SCORING

Scores between 10-19: 0-0
 20-29 points: 0-0
 30-39 points: 0-0
 40-49 points: 0-0
 50-59 points: 0-1
 60-69 points: 2-1
 70-79 points: 4-2
 80-89 points: 7-5
 90-99 points: 2-1
 100-plus points: 6-0
 Shoot 10-19 percent from the field: 0-0
 20-29%: 0-0
 30-34%: 1-2
 35-39%: 3-5
 40-44%: 3-1
 45-49%: 7-1
 50-59%: 6-1
 60-plus: 0-0
 Higher FG% than opponent: 12-1
 Lower FG % than opponent: 9-9

FG% is the same: 0-0
 Hit 7 or more threes: 16-7
 Hit less than 7 threes: 2-3
 Attempt less than 20 threes: 1-1
 Attempt 20 or more threes: 19-10
 Attempt 30 or more threes: 6-3
 Turn ball over less than 10 times: 5-4
 10-15 times: 16-6
 16-20 times: 0-0
 21-plus: 0-0
 Make more free throws: 19-5
 Make fewer free throws: 2-5
 Make same free throws: 0-0
 Attempt more free throws: 19-6
 Attempt fewer free throws: 2-4
 Attempt same free throws: 0-0
 Have more rebounds: 16-4
 Have fewer rebounds: 4-6
 Have same rebounds: 1-0
 Have more turnovers: 7-5
 Have fewer turnovers: 13-5
 Have same turnovers: 1-0
 Have more steals: 13-7
 Have fewer steals: 6-3
 Have same steals: 2-0

LATE IN THE GAME (regulation only)

Lead with five minutes left: 15-0
 Trail with five minutes left: 6-10
 Tied with five minutes left: 0-0
 Lead with one minute left: 18-1
 Trail with one minute left: 0-9
 Tied with one minute left: 3-0
 Bench scores more points: 16-3
 Bench scores fewer points: 5-5
 Bench scores same points: 0-0
 1 Score Double-Figures: 0-1
 2 Score Double-Figures: 2-1
 3 Score Double-Figures: 11-4
 4 Score Double-Figures: 5-2
 5 Score Double-Figures: 1-1
 6 Score Double-Figures: 1-0
 7 Score Double-Figures: 1-0

GAMES DECIDED BY...

1 point: 1-1
 2 points: 3-3
 5 points or less: 8-5
 6-9 points: 1-3
 Double-figures: 12-2

First Basket (POINT) is a...

Jumper: 4-1
 Lay-up/Tip-in: 11-6
 Dunk: 0-0
 Free Throw: 1-2
 Three-Pointer: 5-2

POINTS OFF TURNOVERS

Score more off turnovers: 13-4
 Outscored off turnovers: 3-6
 Tied in points off turnovers: 5-0

POINTS IN PAINT

Score more points in paint: 13-3
 Outscored in paint: 8-7
 Tied in points in paint: 0-0

2ND CHANCE POINTS

Score more 2nd chance points: 17-6
 Outscored in 2nd chance points: 4-4
 Tied in 2nd chance points: 0-0

SCHOOLS FROM...

Arkansas: 0-1
 Georgia: 2-0
 Indiana: 0-0
 Kentucky: 0-0
 Mississippi: 1-0
 Nebraska: 0-1
 New York: 1-0
 North Carolina: 6-1
 North Dakota: 0-1
 South Carolina: 8-3
 Texas: 0-1
 Virginia: 3-2

YEAR-BY-YEAR RECORDS

(Member of NCAA D1 Level Only)

Year	Overall	Home	Away	Non-Conf.	BSC
25-26	21-10	13-1	7-9	8-7	13-3
24-25	23-11	16-2	5-8	10-7	11-5
23-24	17-15	11-5	6-9	9-7	8-8
22-23	15-17	10-4	4-11	5-9	10-8
21-22	23-9	13-0	7-7	9-7	14-2
20-21	23-2	11-1	10-0	5-1	17-1
19-20	24-10	12-4	10-6	7-7	15-3
18-19	18-12	11-3	7-8	8-5	10-6
17-18	19-12	11-3	7-8	6-5	12-6
16-17	26-7	14-3	12-3	8-4	15-3
15-16	23-9	14-1	7-7	10-4	13-5
14-15	19-13	11-3	6-10	7-7	12-6
13-14	20-13	12-3	5-10	10-7	10-6
12-13	14-17	11-4	2-12	8-7	6-10
11-12	12-20	7-5	4-11	4-10	8-10
10-11	13-17	9-4	4-10	4-8	9-9
09-10	19-14	12-2	6-11	7-8	12-6
08-09	11-19	7-6	4-12	2-10	9-9
07-08	22-12	12-3	6-7	12-8	10-4
06-07	29-5	15-0	12-3	15-5	14-0
05-06	23-8	15-1	7-6	10-5	13-3
04-05	27-6	16-0	9-4	12-5	15-1
03-04	16-12	10-4	5-7	6-5	10-6
02-03	20-10	11-3	9-4	8-6	11-3
01-02	19-12	9-4	7-5	6-7	10-4
00-01	18-13	11-1	5-7	5-9	11-3
99-00	21-9	13-1	6-7	8-5	11-3
98-99	21-8	12-1	7-6	10-6	9-1
97-98	7-20	4-9	4-10	3-11	4-8
96-97	12-15	9-4	3-10	7-6	5-9
95-96	7-19	4-8	3-10	1-11	6-8
94-95	7-20	5-7	2-12	3-8	4-12
93-94	4-23	3-9	1-13	1-8	3-15
92-93	14-16	7-5	4-10	9-5	5-11
91-92	6-22	4-11	2-10	3-11	2-12
90-91	8-20	6-7	2-12	3-10	5-9
89-90	19-10	14-4	5-7	13-4	6-6
88-89	16-13	14-5	2-8	10-5	5-7
87-88	17-13	12-3	5-10	9-6	5-7
86-87	8-20	5-5	3-14	7-12	1-7
85-86	20-9	14-2	5-6	14-6	5-3
Totals	701-542	431-155	226-337	300-283	374-248

THE EAGLES' RECORD IN WINTHROP COLISEUM

Season	Won	Lost	Pct.
1982-83	7	8	.467
1983-84	12	5	.706
1984-85	11	4	.733
1985-86	14	2	.875
1986-87	5	5	.500
1987-88	12	3	.800
1988-89	14	5	.737
1989-90	14	4	.778
1990-91	6	7	.462
1991-92	4	11	.267
1992-93	7	5	.583
1993-94	3	9	.250
1994-95	5	7	.417
1995-96	4	8	.333
1996-97	9	4	.692
1997-98	4	9	.308
1998-99	12	1	.923
1999-00	13	1	.929
2000-01	11	1	.917
2001-02	9	4	.692
2002-03	11	3	.786
2003-04	10	4	.714
2004-05	16	0	1.000
2005-06	15	1	.938
2006-07	15	0	1.000
2007-08	12	3	.800
2008-09	7	6	.538
2009-10	12	2	.857
2010-11	9	4	.692
2011-12	7	5	.583
2012-13	11	4	.733
2013-14	12	3	.800
2014-15	11	3	.786
2015-16	14	1	.933
2016-17	14	3	.824
2017-18	11	3	.786
2018-19	11	3	.786
2019-20	12	4	.750
2020-21	11	1	.916
2021-22	13	0	1.000
2022-23	10	4	.692
2023-24	11	5	.688
2024-25	13	1	.923
2025-26	13	1	.929
38 Years	457	167	.732

2025-26 EXTRAS

WINTHROP RECORD ACCORDING TO STARTING LINEUP

Wilson, Rozier, Clouet, Kamarad, Duncomb	10-1
Wilson, Rozier, Berry, Clouet, Duncomb	8-6
Wilson, Clouet, Berry, Kamarad, Duncomb	1-0
Rozier, Clouet, Berry, Hendawy, Duncomb	1-0
Rozier, Wilson, Clouet, Hendawy, Duncomb	1-0
Wilson, Rozier, Clouet, Berry, Nnamoko	0-1
Rozier, Clouet, Berry, Kamarad, Duncomb	0-2

WINTHROP RECORD WHEN LEADING SCORER IS...

Duncomb	10-5
Rozier	4-4
Clouet	3-1
Berry	3-2
Kamarad	1-0
Meo	0-1

WINTHROP RECORD WHEN LEADING REBOUNDER IS...

Duncomb	13-7
Clouet	4-0
Kamarad	2-0
Boyogueno	1-0
Hamilton	1-0
Meo	1-0
Berry	0-1
Nnamoko	0-2

WINTHROP RECORD WHEN LEADER IN ASSISTS IS...

Rozier	9-4
Wilson	7-4
Duncomb	4-0
Berry	4-2
Clouet	1-0
Kamarad	1-0
Hendawy	0-1

WINTHROP RECORD WHEN OPPONENT...

Shoots less than 30%:	1-0
30-34%:	3-0
35-39%:	4-0
40-44%:	7-3
45-49%:	3-4
50-59%:	3-3
60-plus:	0-0
Makes 25 or more FG:	8-9
Makes fewer than 25 FG:	13-1
Makes 7 or more 3PT FG:	12-9
Makes 6 or less 3PT FG:	9-1
Makes more than 15 FTs:	11-6
Makes 15 or fewer FTs:	10-4
Commits 13 or fewer TOs:	10-5
Commits 14 or more TOs:	10-4
Scores the first point(s) of 2nd half:	12-7

WINTHROP RECORD WHEN OPPONENT HAS...

A 20-point scorer:	10-8
A 30-point scorer:	0-0
A 40-point scorer:	0-0
More than one 20-point scorer:	4-4
No players in double-figures:	0-0
1 Player in double-figures:	2-0
2 Players in double-figures:	8-0
3 Players in double-figures:	5-3
4 Players in double-figures:	5-6
5 or more players in double-figures:	2-1
6 or more players in double-figures:	0-0

Margin of Victory/Defeat

Breakdown of Eagles' margin of victory...

1	2	3	4	5	6	7	8	9	10	11-15	16-20	21-25	26+
---	---	---	---	---	---	---	---	---	----	-------	-------	-------	-----

1	3	-	3	1	-	1	-	-	1	2	4	1	4
---	---	---	---	---	---	---	---	---	---	---	---	---	---

Breakdown of Eagles' margin of defeat...

1	2	3	4	5	6	7	8	9	10	11-15	16-20	21-25	26+
---	---	---	---	---	---	---	---	---	----	-------	-------	-------	-----

1	3	-	1	-	2	1	-	-	-	1	-	-	-
---	---	---	---	---	---	---	---	---	---	---	---	---	---

TOP WINNING STREAKS

VS. BIG SOUTH REGULAR SEASON

16	2005-06 to 2006-07	21	2019-20 to 2020-21
15	2019-20 to 2020-21	19	2006-07
15	2004-05	18	2004-05
14	2006-07	16	2020-21
12	2025-26	14	2019-20
12	2019-20	12	2025-26
9	2020-21 to 2021-22	12	1998-99
8	2021-22	11	1980-81
8	1998-99	10	2021-22

ALL-TIME

WINTHROP CURRENT STREAKS

OVERALL

All Games	W1
Big South Games Overall	W1
Ranked opponent	L5

HOME

All Games	W11
Non-Conference Home Games	W3
Big South Home Games	W9

ROAD

All Games	L2
Big South Road Games	L2
Non-Conference Road Games	L2

NEUTRAL

At Neutral Sites	W1
Ranked opponents	L3
Unranked opponents	W1

EAGLES CURRENT STREAKS VS. BIG SOUTH OPPONENTS

Charleston Southern	L1
Gardner-Webb	W3
High Point	L1
Longwood	W1
Presbyterian College	W4
Radford	W3
UNC Asheville	W4
USC Upstate	W6

RECORD AT WINTHROP COLISEUM

Winthrop Record At Winthrop Coliseum When It Scores...

	Since 2004-05	All-Time (D1 level)
100+:	30-1	38-1
90-99:	36-0	53-1
80-89:	59-9	96-9
70-79:	66-9	123-30
60-69:	45-14	78-49
50-59:	18-16	23-39
40-49:	1-6	1-10

When Winthrop Allows () Points At Winthrop Coliseum...

100+:	1-1	1-1
90-99:	9-5	13-16
80-89:	21-13	29-34
70-79:	47-14	74-46
60-69:	68-17	118-30
50-59:	57-7	100-10
40-49:	43-2	53-4
30-39:	2-0	5-0

THE LAST TIME...

SCORING

Scored 70-79 points
74 vs. Presbyterian, 2-28-26 (W, 74-70)
Scored 80-89 points
84 at Charleston Southern, 2-26-26 (L, 86-84)
Scored 90-99 points
92 vs. High Point, 1-14-26 (W, 92-75)
Scored 100+ points
103 at Gardner-Webb, 2-12-26 (W, 103-85)
Both Team Score 100 Points Or More
UNC Asheville, 2-26-14 (W, 107-100 in OT)
Held opponent to 40-49 points
Clinton College, 12-21-25 (W, 107-41)
Held opponent to 50-59 points
Lenoir-Rhyne, 11-20-12 (W, 59-35)
Held opponent to 20-29 points
at College of Charleston (29), 2-26-83 (L, 29-23)
Allowed 70-79 points
70 vs. Presbyterian, 2-28-26 (W, 74-70)
Allowed 80-89 points
86 at Charleston Southern, 2-26-26 (L, 86-84)
Allowed 90-99 points
90 at North Dakota, 12-18-25 (L, 90-88)
Allowed 100 points or more
100 at High Point, 2-28-24 (L, 100-96 in OT)
Scored 50 in a half
at Gardner-Webb, 2-12-26 (55-1st half)
Scored 60 in a half
vs. Toccoa Falls, 12-9-25 (63-2nd half)
Scored 70 in a half
vs. Pfeiffer, 11-13-18 (73-1st half)
Allowed 50 in a half
Gardner-Webb, 1-3-26 (50-1st half)
Allowed 60 in a half
vs. Mercer, 12-21-24 (61-2nd half)
Held Opponent under 20 points in a half
at USC Upstate, 1-10-26 (19-1st half)
Held Big South Opponent under 20 points in a half
at USC Upstate, 1-10-26 (19-1st half)
Scored under 20 points in a half
vs. Presbyterian College, 2-21-24 (19-2nd half)
Won by 20-29 points
at USC Upstate, 1-10-26 (W, 71-50/+21)
Won by 30-39 points
Mercer, 11-15-25 (W, 105-69/+36)
Won by 40-49 points
vs. Bob Jones, 12-13-25 (W, 101-55/+46)
Won by 50+ points
vs. Clinton College, 12-21-25 (W, 107-41/+66)
Lost by 20-29 points
vs. High Point, 2-15-25 (L, 88-66/-22)
Lost by 30-39 points
at #15 Texas Tech, 12-28-25 (L, 87-57)
Lost by 40-49 points
vs. Duke, 3-14-02 (L, 84-37/-47)
Lost by 50+ points
at Syracuse, 11-22-96 (L, 106-51/-55)
Had 3 players in double-figures
at Presbyterian, 2-28-26 (Clouet 19, Rozier 15, Berry 13)
Had 4 players in double-figures
at High Point, 2-21-26 (Duncomb 23, Clouet 20, Hendaw 14, Rozier 11)
Had 5 or more players in double-figures
vs. Clinton College, 12-21-25 (Berry 22, Duncomb 14, Kamarad 14, Hendaw 12, Clouet 11)
Had 6 or more players in double-figures
vs. Mercer, 11-15-25 (Rozier 20, Meo 18, Clouet 14, Berry 11, Kamarad 11, Hendaw 10)
Had 7 or more players in double-figures
vs. Toccoa Falls, 12-9-25 (Berry 15, Rozier 12, Clouet 12, Nnamoko 11, Kamarad 10, Hendaw 10, Hamilton 10)

3-POINT SHOOTING

Hit 10 or more threes
at Charleston Southern, 2-26-26, (10)
Hit 15 or more threes
at Gardner-Webb, 2-12-26, (18)
Allowed 10 or more threes
at Charleston Southern, 2-26-26 (14)
Allowed 15 or more threes
at Penn State, 11-7-22 (18)
Did not hit a three-pointer in a game
vs. Presbyterian College, 2-14-12 (0-8)
Held opponent without a three-pointer
at Liberty, 1-22-15 (0-10)
Shot 60 percent from three (10 made min.)
vs. Charleston Southern, 1-27-16 (17-28/.607%)

MISCELLANEOUS

Played a ranked team
at #15 Texas Tech, 12-28-25 (Lost, 87-57)
Won in overtime
at LIU, 12-2-25 (W, 94-92 in OT)
Lost in overtime
at High Point, 2-28-24 (L, 100-96 in OT)
Won At The Buzzer
at LIU, 12-2-25 (W, 94-92 / Kody Clouet tip-in)
Lost At The Buzzer
at Fresno State, 11-10-19 (L, 77-74)
Played In Double-Overtime
vs. Charleston Southern, 2-23-19 (W, 80-78)
Played In Triple-Overtime
vs. Charleston Southern 1-15-25 (W, 102-97)
Played Overtime In Non-Conference Game
vs. Mercer, 11-13-21 (W, 88-85 in OT)
Played Overtime In Non-Conference Home Game
vs. Furman, 11-30-16 (W, 58-57/OT)
Played Overtime In Non-Conference Road Game
at Illinois, 11-21-16 (W, 84-80/OT)
Played In Back-to-Back Overtime Games:
1-3-24 vs. Longwood / 1-6-24 at USC Upstate
Won a game when trailing at the half
vs. Radford, 1-21-26 (Trailed 33-32, Won 76-75)
Won a game when trailing at the half on the road
at Campbell, 1-14-23 (Trailed 38-33, Won 78-74)
Lost road game when leading at half
at North Dakota, 12-18-25 (Led 47-38, Lost 90-88)
Lost home game when leading at half
vs. High Point, 1-27-24 (Led 47-35, Lost 83-81)

FIELD GOAL SHOOTING

Shot 50-59 percent from field
vs. High Point, 1-14-26 (.536-Won 92-75)
Shot 60 percent or better from field
vs. USC Upstate, 1-2-25 (.607-Won 95-76)
An opponent shot 50-59 percent from field
at Gardner-Webb, 2-12-26 (.508-Won, 103-85)
An opponent shot 60 percent or better from field
Campbell, 2-22-23 (.600-Won 95-93 in OT)
Shot 50-59 percent from the field in a half
at High Point, 2-21-26 (.541-2nd half)
Shot 60-69 percent from the field in a half
vs. High Point, 1-14-26 (.633-2nd half)
Shot 70 percent or better from the field in a half
vs. Brevard College, 11-8-23 (.704-2nd half)
Shot 50 percent or better in each half
vs. UNC Asheville, 3-1-25 (1st-.529/2nd. 571)

REBOUNDING

Pulled down 50 rebounds or more
at Charleston Southern, 1-26-26 (52)
Pulled down 60 rebounds or more
vs. Piedmont, 12-4-24 (63)
Allowed 50 or more rebounds
at George Mason, 11-7-25 (50)
Pulled down 60 rebounds or more
vs. Pfeiffer, 11-25-19 (61)
Had 40 or more defensive rebounds
vs. Clinton College, 12-21-25 (46)
Had 20 Offensive rebounds
vs. Bob Jones, 12-12-24 (20)
Allowed opponent 20 Offensive rebounds
vs. LIU, 11-25-24 (20)
Outrebounded Opponent by 20+
vs. Gardner-Webb, 1-3-26 (+24/49-25, W 88-77)
Outrebounded by 20+
at High Point, 1-25-25 (-20/47-27, L 84-62)

FREE THROW SHOOTING

Shot 100 percent from FT Line (10 made min.)
vs. Coastal Carolina, 2-18-16 (20-20)
Shot 50 percent or less from FT line (15 FTA min.)
at Xavier, 12-16-23 (7-for-19/37%)
Attempted 30-39 Free Throws
vs. Presbyterian College, 2-28-26 (33)
Attempted 40-49 free throws
vs. Longwood, 2-7-26 (40)
Attempted 50 or more free throws
at High Point, 2-28-24 (50)

ASSISTS

Dished out 20 or more assists
at Gardner-Webb, 2-12-26 (25)
Dished out 25-29 or more assists
vs. Clinton College, 12-21-25 (26)
Dished out 30 or more assists
vs. Pfeiffer, 11-25-19 (31)

STEALS/BLOCKS

Had 15 Or More Steals
vs. Brevard, 11-8-23 (15)
No Steals in a game
vs. Villanova 3-19-21
Had 10 or More Blocks
vs. LIU, 11-26-24 (10)
No Blocks in a game
at Louisville, 11-22-24

TURNOVERS

Commit 5 or fewer turnovers in a game
at Presbyterian College, 1-24-26 (5)
Commit 20 or more turnovers in a game
vs. Georgia Southern, 11-16-24 (20)
Commit 30 or more turnovers in a game
No games since 1994-95 (no team game-by-game available prior)

WINTHROP PLAYER

Score 20-29 Points
2-21-26 at High Point (Logan Duncomb, 23 / Kody Clouet 20)
Score 30-39 Points
2-12-26 at Gardner-Webb (Kareem Rozier, 33)
Score 40 Or More Points
2-9-17 at UNC Asheville (Keon Johnson, 40)
Had two players score 20 or more points same game
2-21-26 at High Point (Logan Duncomb, 23 / Kody Clouet 20)
Had three players score 20 or more points same game
2-8-25 at USC Upstate (Kelton Talford 22, Nick Johnson 21, Kasen Harrison 20)
Hit 10 Field Goals Or More
Logan Duncomb, 2-21-26 (10-of-19)
Made 10 or more free throws
Logan Duncomb at Gardner-Webb, 2-12-26 (10-of-11)
Made 5 or more threes
Kareem Rozier at Gardner-Webb, 2-12-26 (9-of-15) / Kody Clouet (5-of-8)
Had 20 or more rebounds
Xavier Cooks at Longwood, 2-15-17 (20)
Had 20 points, 20 rebounds same game
Xavier Cooks at Longwood, 2-15-17 (21 points, 20 rebounds)
Dish Out 10 Or More Assists
Chandler Vaudrin/Russell Jones Jr. vs. (8) High Point, 3-1-21
Record 5 Or More Steals
Cory Hightower (5, at Middle Tennessee State, 11-16-21)
Have 5 Or More Blocks
Tai Hamilton vs. Toccoa Falls, 12-9-25 (5)
Registered A Double-Double (Guard)
Kody Clouet (19 points, 11 rebounds vs. Presbyterian College, 2-28-26)
Registered A Double-Double (Forward/Center)
Logan Duncomb (23 points, 15 rebounds at High Point, 2-21-26)
Two Players Record Double-Double
Kelton Talford (17 points, 12 rebounds), Nick Johnson (10 points, 10 rebounds) at Presbyterian, 2-19-25
Registered A Triple-Double
Chandler Vaudrin (10 points, 12 rebounds, 10 assists vs. (8) High Point, 3-1-21)

2025-26 MISC. STATS

Most 1st Half Points

Winthrop 55 at Gardner-Webb
Opponents 45 vs. Coastal Carolina

Most 2nd Half Points

Winthrop 63 vs. Toccoa Falls
Opponents 52 at North Dakota

Fewest 1st Half Points

Winthrop 21 at #15 Texas Tech
Opponents 16 vs. Clinton College

Fewest 2nd Half Point

Winthrop 36 at Coastal Carolina
Opponents 25 vs. Clinton College

Largest Half Time Lead

Winthrop 22 vs. Bob Jones
Opponents 7 at Coastal Carolina

Largest Margin of Victory

Winthrop 49 vs. Toccoa Falls
Opponents n/a

Largest Deficit in Win

Winthrop 20 vs. Gardner-Webb

Largest Deficit In Loss

Winthrop 38 at #15 Texas Tech

Largest Lead In Loss

Winthrop 11 at North Dakota

Largest Lead In Win

Winthrop 70 vs. Clinton College

Most Points 1st OT

Winthrop 10 at LIU
Opponents 8 at LIU

Most Points 2nd OT

Winthrop n/a
Opponents n/a

Most Points 3rd OT

Winthrop n/a
Opponents n/a

Career numbers (below) only reflect NCAA D1 level

First Player To Score

Duncomb	10
Rozier	5
Clouet	4
Wilson	4
Berry	3
Kamarad	2
Nnamoko	2

First Off The Bench

Meo	16
Hendawy	16
Nnamoko	9
Kamarad	6
Berry	3
Boyogueno	1
Duncomb	1
Hamilton	1
Wilson	1

Points Leader

	Sea.	Car.
Duncomb	15	15
Rozier	8	8
Berry	5	12
Clouet	4	10
Meo	1	6
Kamarad	1	1
Thomas	0	1

Rebound Leader

	Sea.	Car.
Duncomb	20	21
Clouet	4	4
Nnamoko	2	7
Kamarad	2	2
Boyogueno	1	8
Berry	1	4
Hamilton	1	2
Meo	1	1
Thomas	0	1

Assist Leader

	Sea.	Car.
Rozier	13	28
Wilson	11	22
Berry	6	14
Duncomb	4	4
Clouet	1	3
Hendawy	1	1
Kamarad	1	1

Boyogueno 0 3

Steals Leader

	Sea.	Car.
Rozier	11	21
Wilson	10	16
Kamarad	7	10
Duncomb	7	8
Berry	7	26
Clouet	3	8
Meo	3	3
Boyogueno	2	9
Nnamoko	1	3
Hendawy	1	1
Hamilton	0	5

Blocks Leader

	Sea.	Car.
Duncomb	16	23
Kamarad	7	14
Nnamoko	6	27
Hamilton	6	26
Boyogueno	6	14
Hendawy	6	6
Clouet	4	6
Berry	3	7
Wilson	2	3
Thomas	1	1

Dunks

	Sea.	Car.
Duncomb	16	19
Hamilton	6	15
Hendawy	6	6
Kamarad	4	7
Nnamoko	4	n/a
Boyogueno	2	n/a

Double-Figures

	Sea.	Car.
Duncomb	25	27
Clouet	21	34
Rozier	20	26
Berry	13	33
Kamarad	8	9
Hendawy	7	7
Meo	4	19
Hamilton	3	4
Wilson	2	4
Nnamoko	2	3
Boyogueno	1	10
Thomas	0	3

20-29 Points

	Sea.	Car.
Duncomb	11	11
Berry	5	10
Clouet	4	5
Rozier	4	4

30+ Points

	Sea.	Car.
Duncomb	2	2
Rozier	1	1
Clouet	0	1

40+ Points

none

10+ Assists

n/a

10+ Rebounds

	Sea.	Car.
Duncomb	14	14
Nnamoko	2	3
Clouet	1	1
Berry	0	4
Boyogueno	0	2
Hamilton	0	1

20+ Rebounds

none

5+ Steals

	Sea.	Car.
Rozier	0	1

Double-Doubles

	Sea.	Car.
Duncomb	13	13
Hamilton	1	2
Clouet	1	1
Nnamoko	1	1
Berry	0	4
Boyogueno	0	2
Thomas	0	1

20/20 Pts/Reb

none

Triple-Doubles

none

EAGLE EYE VIEW OF THE TEAM

LAST 10 WINS

68-64, vs. USC Upstate, 2-19-26
 103-85, at Gardner-Webb, 2-12-26
 79-74, vs. Longwood, 2-7-26
 80-78, at Radford, 2-4-26
 84-71, vs. UNC Asheville, 1-31-26
 82-72, at Presbyterian, 1-24-26
 76-75, vs. Radford, 1-21-26
 69-67, at UNC Asheville, 1-17-26
 92-75, vs. High Point, 1-14-26
 71-50, at USC Upstate, 1-10-26

LAST 10 LOSSES

86-84, at Charleston Southern, 2-26-26
 89-78, at High Point, 2-21-26
 82-70, at Longwood, 12-31-25
 87-57, at #15 Texas Tech, 12-28-25
 90-88, at North Dakota, 12-18-25
 88-84, vs. Coastal Carolina, 12-6-25
 80-73, at Nebraska, 11-25-25
 84-83, at #21 Arkansas, 11-18-25
 72-66, at Coastal Carolina, 11-11-25
 96-90, at George Mason, 1-7-25

Winthrop All-Time Record By Months

November	134-99 (.576)
December	143-153 (.483)
January	264-189 (.583)
February	240-154 (.610)
March	57-36 (.613)

Record By Days Of The Week Since 2012-13

Year	Monday	Tuesday	Wednesday	Thursday	Friday	Saturday	Sunday	Overall
12-13	0-0	3-3	4-5	0-1	0-0	6-8	1-0	14-17
13-14	0-0	2-1	7-5	1-0	1-0	8-5	1-2	20-13
14-15	3-1	1-0	5-3	2-2	1-1	6-5	1-1	19-13
15-16	2-0	3-2	3-2	3-2	2-1	9-1	1-1	23-9
16-17	1-0	3-0	5-0	6-2	1-1	9-3	1-1	26-7
17-18	1-0	1-4	3-1	3-2	1-3	7-2	3-0	19-12
18-19	1-0	1-3	2-2	5-3	0-0	8-4	1-0	18-12
19-20	3-1	1-0	1-1	9-3	1-1	8-3	1-1	24-10
20-21	2-0	3-0	2-0	7-0	3-1	3-0	3-0	23-1
21-22	1-2	2-2	4-1	4-0	2-0	10-3	0-1	23-9
22-23	0-1	2-2	7-4	0-1	0-1	6-8	0-0	15-17
23-24	0-1	2-1	5-2	1-1	2-3	5-7	2-0	17-15
24-25	2-1	1-1	6-1	3-0	2-1	8-5	1-2	23-11
25-26	1-0	2-3	4-1	2-2	1-0	10-2	2-1	21-10
Totals	17-7	27-22	59-28	45-19	17-13	103-56	20-10	285-156

Double Digit Deficits In A Win (Since 2012-13) (most recent in Bold/Italic)

20	1-3-26 vs. Gardner-Webb	W	88-77
19	2-1-23 vs. Longwood	W	76-74
15	1-13-24 vs. Radford	W	92-88 (3OT)
15	12-31-22 vs. UNC Asheville	W	62-60
15	11-13-21 vs. Mercer	W	88-85 OT
15	3-8-20 vs. (5) Hampton	W	76-68
15	1-25-14 vs. VMI	W	58-57
15	1-5-19 at UNCA	W	80-65
14	2-13-19 vs. PC	W	93-85
14	12-20-16 vs. Georgia Southern	W	86-84
13	11-15-24 vs. William & Mary	W	86-85
13	1-24-15 vs. Campbell	W	71-63
12	12-5-23 vs. Queens	W	88-82
12	1-16-20 at Hampton	W	116-95
12	11-28-18 at Tennessee Tech	W	82-70
12	12-29-18 vs. Prairie View	W	76-62
12	11-21-16 at Illinois	W	84-80 OT
12	3-5-14 vs. Liberty	W	77-65
12	11-9-13 vs. Roanoke College	W	93-74
11	1-3-24 vs. Longwood	W	68-60 OT
11	1-14-23 at Campbell	W	78-74
11	2-5-22 at Hampton	W	69-57
11	1-26-22 at USC Upstate	W	95-91 OT
11	1-20-22 at Presbyterian	W	60-58
11	12-21-19 vs. Elon	W	85-80
11	1-24-18 at Longwood	W	95-78
11	1-19-17 vs. UNCA	W	76-73
11	2-26-14 vs. UNCA	W	107-100 OT
10	1-22-22 vs Gardner-Webb	W	64-62
10	2-18-21 at High Point	W	76-70
10	12-16-17 at Alabama State	W	88-80
10	1-12-18 at Charleston Southern	W	64-53
10	12-17-16 at Hampton	W	86-79
10	12-29-16 at Charleston Southern	W	84-68
10	1-24-16 at Longwood	W	82-68

Double Digit Leads In A Loss (Since 2012-13)

23	1-6-16 at UNCA	L	85-84
18	1-20-24 at Gardner-Webb	L	79-74
17	1-27-24 vs. High Point	L	83-81
18	1-26-19 at PC	L	99-91
17	1-10-15 at Gardner-Webb	L	65-64
16	2-11-15 at High Point	L	73-72
15	3-9-25 vs. (1) High Point	L	81-69
15	12-7-19 vs. Coastal Carolina	L	92-88
14	11-14-17 at Colorado State	L	80-76
14	1-28-17 vs. High Point	L	83-80 OT
12	11-11-23 vs. Drexel	L	74-72
12	1-7-23 at Longwood	L	85-71
12	12-15-21 at Elon	L	63-61
12	1-17-15 vs. Radford	L	85-77
12	2-1-14 at High Point	L	65-64
12	2-19-13 at Gardner-Webb	L	65-52
11	12-18-25 at North Dakota	L	90-88
11	2-6-13 at UNC Asheville	L	69-56
10	1-18-24 vs. UNC Asheville	L	82-77
10	2-21-19 at Radford	L	87-81
10	1-26-14 at Radford	L	58-57

MISC. STATS

Three-Point Shooting

Season	Games	FGM	FGA	3pt %	Per Game
2012-13	31	180	571	.315	5.81
2013-14	33	272	686	.397	8.24
2014-15	32	251	700	.359	7.84
2015-16	32	285	786	.371	8.91
2016-17	33	313	839	.373	9.48
2017-18	31	296	792	.374	9.55
2018-19	30	372	997	.373	12.40
2019-20	34	322	931	.346	9.47
2020-21	25	210	597	.352	8.40
2021-22	32	276	734	.371	8.63
2022-23	31	278	738	.377	8.97
2023-24	32	238	697	.341	7.44
2024-25	34	275	804	.342	8.08
2025-26	31	301	868	.348	9.77
Totals	439	3,852	10,693	.360	8.78

Per Game Big South Ranking

6th
4th
5th
2nd
1st
1st
1st
1st
2nd
1st
1st
2nd
1st
5th
2nd
2nd
-

Per Game National Ranking

209th
24th
42nd
32nd
24th
32nd
1st
21st
67th
22nd
34th
164th
137th
45th
-

Total 3's Made Program Ranking

18th
5th
6th
3rd
1st
2nd
1st
2nd
15th
T5th
6th
10th
9th
5th
-

MOST 3PT FIELD GOALS IN A GAME

24	12/16/18	Hiwassee	Won
19	11/18/17	Central Penn	Won
18	2/12/26	at Gardner-Webb	Won
17	2/9/19	Hampton	Won
17	1/4/17	at High Point	Won
17	1/27/16	Charleston Southern	Won
17	11/10/06	North Greenville	Won
17	2/26/00	UNC Asheville	Won
16	11/22/21	at Washington State	Lost
16	12/20/20	at USC Upstate	Won
16	3/5/20	vs. USC Upstate	Won
16	2/29/20	High Point	Won
16	12/2/20	Longwood	Won
16	11/24/18	Warren Wilson	Won
16	2/25/17	at PC	Won
16	2/11/16	Longwood	Won
15	12/9/25	Toccoa Falls	Won
15	11/18/25	at #21 Arkansas	Lost
15	12/17/19	SIU-Edwardsville	Won
15	1/24/19	Gardner-Webb	Won
15	12/22/18	at Southern Illinois	Won
15	11/28/18	at Tennessee Tech	Won
15	11/13/18	Pfeiffer	Won
15	11/21/17	Mars Hill	Won
15	11/14/17	at Colorado State	Lost
15	1/11/14	Charleston Southern	Won
15	2/16/07	at Missouri State	Won
15	12/4/06	at Wisconsin	Lost
15	1/15/96	Coastal Carolina	Won

Most Games With 10+ Three-Point FG Single-Season

2018-19	22
2025-26	17
2016-17	17
2022-23	14
2021-22	14
2017-18	14
2015-16	14
2019-20	12
2024-25	11
2013-14	10
2020-21	9
2006-07	8
2005-06	8
2004-05	8
2023-24	7
2014-15	7



2025-26 STARTERS BY GAME

DATE	OPPONENT	G	G	G/F	F	F/C
11/3	vs. Queens	Rozier	Wilson	Berry	Clouet	Duncomb
11/7	at George Mason	Rozier	Wilson	Berry	Clouet	Duncomb
11/11	at Coastal Carolina	Rozier	Wilson	Berry	Clouet	Duncomb
11/15	Mercer	Rozier	Wilson	Berry	Clouet	Duncomb
11/18	at #21 Arkansas	Rozier	Wilson	Berry	Clouet	Duncomb
11/23	at Jackson St.	Rozier	Wilson	Berry	Clouet	Duncomb
11/25	at Nebraska	Rozier	Wilson	Berry	Clouet	Duncomb
11/29	South Carolina St.	Rozier	Wilson	Clouet	Kamarad	Duncomb
12/2	at LIU	Rozier	Wilson	Berry	Clouet	Duncomb
12/6	Coastal Carolina	Rozier	Wilson	Berry	Clouet	Duncomb
12/9	Toccoa Falls	Rozier	Wilson	Berry	Clouet	Nnamoko
12/13	Bob Jones	Rozier	Wilson	Berry	Clouet	Duncomb
12/18	at North Dakota	Rozier	Wilson	Berry	Clouet	Nnamoko
12/21	Clinton College	Wilson	Berry	Clouet	Kamarad	Duncomb
12/28	at #15 Texas Tech	Rozier	Berry	Clouet	Kamarad	Duncomb
12/31	at Longwood	Rozier	Berry	Clouet	Kamarad	Duncomb
1/3	Gardner-Webb	Rozier	Berry	Clouet	Hendawy	Duncomb
1/7	Charleston Southern	Rozier	Wilson	Clouet	Hendawy	Duncomb
1/10	at USC Upstate	Rozier	Wilson	Clouet	Kamarad	Duncomb
1/14	High Point	Rozier	Wilson	Berry	Clouet	Duncomb
1/17	at UNC Asheville	Rozier	Wilson	Clouet	Kamarad	Duncomb
1/21	Radford	Rozier	Wilson	Clouet	Kamarad	Duncomb
1/24	at Presbyterian	Rozier	Wilson	Clouet	Kamarad	Duncomb
1/31	UNC Asheville	Rozier	Wilson	Clouet	Kamarad	Duncomb
2/4	at Radford	Rozier	Wilson	Clouet	Kamarad	Duncomb
2/7	Longwood	Rozier	Wilson	Clouet	Kamarad	Duncomb
2/12	at Gardner-Webb	Rozier	Wilson	Clouet	Kamarad	Duncomb
2/19	USC Upstate	Rozier	Wilson	Clouet	Kamarad	Duncomb
2/21	at High Point	Rozier	Wilson	Clouet	Kamarad	Duncomb
2/26	at Charleston Southern	Rozier	Wilson	Berry	Clouet	Duncomb
2/28	Presbyterian	Rozier	Wilson	Berry	Clouet	Duncomb

2025-26 SPECIALTY STATS

DATE/OPPONENT	IN PAINT (WU/OPP)	OFF-TO (WU/OPP)	2ND CHANCE (WU/OPP)	FAST BREAK (WU/OPP)	BENCH	TIES/LEAD	LARGEST LEAD	BIGGEST DEFICIT	
11/3	vs. Queens	30/38	15/10	20/15	10/4	24/23	8/8	11	5
11/7	at George Mason	24/28	16/8	0/10	16/10	30/20	12/8	6	10
11/11	at Coastal Carolina	24/22	20/14	4/12	7/5	7/12	2/2	2	14
11/15	Mercer	42/30	27/11	12/10	23/14	55/24	0/1	43	4
11/18	at #21 Arkansas	34/40	9/10	16/12	9/16	20/45	11/9	5	8
11/23	at Jackson St.	38/20	21/11	14/7	17/8	41/25	5/4	21	7
11/25	at Nebraska	22/32	7/10	12/10	0/2	32/21	6/11	4	13
11/29	South Carolina St.	52/30	20/13	26/13	18/15	25/43	1/4	33	3
12/2	at LIU	52/42	19/12	22/15	5/13	21/13	12/8	13	3
12/6	Coastal Carolina	22/26	6/11	22/11	5/5	15/18	16/15	8	5
12/9	Toccoa Falls	52/18	24/8	28/9	12/8	56/24	0/4	51	1
12/13	Bob Jones	48/24	35/16	25/13	15/8	62/21	0/0	53	none
12/18	at North Dakota	22/26	8/16	15/21	5/6	43/23	13/7	11	5
12/21	Clinton College	48/16	18/20	13/2	10/10	39/18	0/0	70	none
12/28	at #15 Texas Tech	20/24	13/19	7/10	11/11	22/6	0/0	none	38
12/31	at Longwood	30/44	10/16	13/16	2/6	17/34	2/4	1	13
1/3	Gardner-Webb	44/26	8/8	9/5	15/14	26/11	1/1	11	20
1/7	Charleston Southern	46/40	9/9	16/21	8/10	22/20	12/14	5	9
1/10	at USC Upstate	24/34	15/15	14/12	12/8	12/39	0/1	27	3
1/14	High Point	38/32	12/10	17/6	2/4	33/25	1/1	25	2
1/17	at UNC Asheville	18/32	6/13	10/7	16/9	21/5	3/2	12	1
1/21	Radford	28/30	21/9	9/6	4/5	11/21	10/14	4	10
1/24	at Presbyterian	40/30	11/6	18/10	7/8	15/11	7/8	13	1
1/31	UNC Asheville	20/30	7/8	14/6	5/4	15/34	1/0	18	none
2/4	at Radford	30/24	13/16	11/6	9/13	20/32	6/8	10	4
2/7	Longwood	26/28	21/19	8/10	18/12	19/29	10/14	8	4
2/12	at Gardner-Webb	26/36	16/16	19/9	7/13	23/21	3/1	23	3
2/19	USC Upstate	32/24	7/6	21/10	1/5	9/8	6/3	11	8
2/21	at High Point	46/32	14/12	22/9	13/24	19/24	2/3	2	17
2/26	at Charleston Southern	32/28	20/10	19/9	18/13	31/36	9/12	2	10
2/28	at Presbyterian	26/44	16/6	6/12	5/3	20/8	17/18	12	3
Totals	1,018/894	448/359	451/317	304/285	788/671	165/184	Largest - 70	Biggest - 38	
Averages	33.9/29.8	14.9/12.0	15.0/10.6	10.1/9.5	26.3/22.4				

MARK PROSSER

Mark Prosser is in his fifth season at the helm of the men's basketball program.

Prosser became the 7th head coach in Winthrop men's basketball history when he was introduced Apr. 2., 2021.

On Nov. 15, Prosser earned his 100th career win as the Eagles defeated William & Mary 86-85 on a buzzer beater.

Last season he guided the Eagles to their second 23-win season during his tenure. The team also advanced to the Big South Championship game before falling to top-seeded High Point. It was the 2nd championship appearance under Prosser.

The 2024-25 team broke the program record for points per game (84.7), total points (2,879), free throws made (648) and free throws attempted (970). Winthrop also led all of NCAA D1 in free throws made and attempted per game.

In 2023-24 the Eagles battled their way through injuries that led to 11 different starting lineups, finishing the season 17-15.

The team was one of the most aggressive teams in the nation and it showed with the second-most free throw attempts in program history (856). The Eagles also converted the second-most free throws made in a single-season at 601.

Winthrop finished first in the nation in free throw attempts per game at 26.8.

For the second time in three seasons the Eagles had nine non-conference victories, which included an 85-68 victory at Little Rock and 90-87 win at Coastal Carolina.

The Eagles battled through a injury-riddled 2022-23 and finished the season 15-17 overall and 10-8 in the Big South.

In his first season with the Eagles he guided them to the Big South Conference Championship game and a 23-win season.

The 23 wins were the most by any coach in program history in their first season. It was the third time a first-year head coach won 20 or more games.

He joined Gregg Marshall as the only coaches in program history to begin conference play 5-0 in their first season.

On Nov. 27, 2021 he led the Eagles to the program's first ever win over a PAC-12 opponent with an 82-74 victory at Washington.

The Eagles posted a 13-0 home record, just the third time in program history a team finished with a perfect record at home.

Prosser has spent the previous three seasons as the head coach of the Western Carolina men's basketball program and is no stranger to Winthrop. In April of 2012, Prosser was hired as an assistant coach under Pat Kelsey and then served as Associate Head Coach from August of 2013 until his departure to Western Carolina in the spring of 2018.

Before departing for Western Carolina, Prosser played a role in helping bring the Winthrop men's basketball program back to the top of the Big South Conference, which was achieved when the Eagles captured the 2017 Big South Conference Championship and returned to the NCAA Tournament.

"My family and I could not be more excited to come home to Winthrop University and the Rock Hill community," said Prosser. "We'd like to thank Dr. Halpin, Dr. Hynd, the Board of Trustees and the entire Winthrop community for entrusting us with one of the most prestigious college basketball programs in the country."

In just his second season at the helm of the Catamounts program, Prosser led the team to a 12-win improvement to finish the season at 19-12. It was the second-most improved mark across NCAA Division I men's basketball. That season the team reached the Southern Conference semifinals before falling to eventual champion ETSU. That season Prosser's achievement was recognized by College Insider as he was

honored as the Skip Prosser 'Man of the Year' award, which is named after his father.

Winthrop has been one of the top three-point shooting teams in the Big South Conference and nationally over the last 5-6 years and Prosser's teams in three seasons averaged 9.15 threes per game, which included a program record for a single-season with 302 in 2019-20. In 2018-19 the team set the program record for threes in a single-season, which now sits as the second-most.

Prosser began his coaching career as an assistant coach with Wofford College in Mike Young's first season (2002-03). During that season the Terriers posted a 14-15 mark, which included a 79-77 victory at Virginia Tech. In the Southern Conference, Wofford posted an 8-8 record and advanced to the quarterfinals of the conference tournament.

Following his year at Wofford, Prosser headed to Bucknell as an assistant from 2003-08 under Pat Flannery.

It was at Bucknell that Prosser experienced the most post-season success as the Bison scored two NCAA Tournament upset victories during his tenure. In 2005, the 14th-seeded Bison upset No. 3 Kansas in the first round, earning the award for "Best Upset" at the 2005 ESPY Awards, and finished the year ranked 25th overall nationally with a 23-10 record. The following season, No. 9 seed Bucknell defeated No. 8 Arkansas in March Madness.

In 2005-06, the Bison went undefeated in Patriot League play, the first team to do so in conference history. The team was ranked in the top 25 for the first time in school history and featured Patriot League Player of the Year Charles Lee. For the NCAA Tournament, the Bison were seeded 9th and defeated Arkansas in the first round. In the second round they were defeated by Memphis to end the season at 27-5, the best record in school history.

While at Bucknell, Prosser signed 2008 Patriot League All-Freshman team selection Todd O'Brien and was involved in the player development of Charles Lee, who went on to sign a professional contract with the NBA's San Antonio Spurs. Lee was a three-time All-Patriot League selection and the 2006 Patriot League Player of the Year.

In the summer of 2008, Prosser returned to the sidelines at Southern Conference-member Wofford. During his first season back in Spartanburg in 2008, the Terriers set a school record with 12SoCon wins. In addition, the team posted its first winning overall record since moving to the NCAA Division I level. The following year, Prosser helped Wofford reach a school-record 26 wins along with the Southern Conference Championship and a trip to the NCAA Tournament.

All told, with Prosser on the bench in Spartanburg, the Terriers posted a 63-36 (.636) overall record, highlighted by back-to-back SoCon regular season and tournament championships, and consecutive appearances in the NCAA Tournament. He helped Wofford to a then school-record 26 victories in 2009-10 with a second 20-win season in 2010-11 with a squad that led the SoCon in assists and was also first in assist/turnover margin. Wofford also was eighth in the nation in 3-point percentage and 12th in overall field goal percentage.

Prosser was instrumental in the development of three-time first-team All-SoCon selection Noah Dahlgren, a post player who scored more than 2,000 career points and was twice dubbed SoCon Tournament MVP.

A native of Wheeling, W.Va., Prosser played collegiately at Marist College in Poughkeepsie, N.Y., before a knee injury ended his career prematurely. He began his coaching career as a student assistant coach at Marist until his graduation in 2002, helping the Red Foxes to a share of the Metro-Atlantic Athletic Conference (MAAC) regular season title in 2001-02.

Prosser and his wife Emily are the parents of two -- a daughter, Ava Grayce and a son, Declan.



Career Record

Winthrop: 99-62

Career: 141-138

Big South: 56-26

Coaching Experience

1999-2002

Marist

Student Assistant

2002-03

Wofford College

Assistant Coach

2003-08

Bucknell

Assistant Coach

2008-11

Wofford College

Assistant Coach

2011-12

Brevard College

Head Coach

2012-2013

Winthrop

Assistant Coach

2013-18

Winthrop

Associate Head Coach

2018-21

Western Carolina

Head Coach

2021-present

Winthrop

Head Coach

Playing Experience

1998-99

Marist

MARK PROSSER ERA



Prosser Facts

- Hired as the 7th head coach in Winthrop men's basketball history on Apr. 2, 2021
- Earned his first win at Winthrop on Nov. 9, 2021 with a 110-78 victory over Mary Baldwin as all seven head coaches in program history won in their debut
- Became the 3rd Winthrop coach in program history to win 20 games in first season
- The 2021-22 and 2024-25 each earned 23 wins, tying for the 5th most in a single-season in program history
- First Winthrop coach to 14 league wins in first season and one of only two to do so in league history (Terry Truax of Towson - 14 in 1992-93)
- Prosser and Gregg Marshall are also the only coaches to start Big South career 5-0
- Became the 5th fastest to 75 wins in Big South history
- Tied for 4th most wins in first two years as a head coach in the Big South (38 wins)
- Joined Dan Kenney and Marshall as the only Winthrop coach to get a win in their first Big South Conference regular season contest
- Led Eagles to first ever win over PAC 12 opponent with an 82-74 win at Washington on Nov. 27, 2021
- The win at Washington was the first over a Power 4/5 team in his career
- Has been on staff for 10 conference championship title games and five NCAA Tournament appearances
- Between being the head coach and an assistant coach he's represented Winthrop in 351 games on the bench
- Moved into 4th on the all-time wins list at Winthrop, passing Randy Peele (77) during the 2025 Big South Tournament
- 2024-25 team set program record for free throws attempted, free throws made and scoring average for a single-season
- Looking to become the 19th coach in Big South history to reach 100 wins (currently at 99)

WINTHROP 1ST YEAR HEAD COACHING RECORDS

Mark Prosser	23-9
Nield Gordon	22-9
Gregg Marshall	21-8 (29 game season)
Randy Peele	20-11
Pat Kelsey	14-17
Dan Kenney	14-16
Steve Vacendak	8-20 (28 game season)

PROSSER TRENDS

	<u>WIN</u>	<u>Career</u>
Lead at the half:	79-16	110-29
Trail at the half:	17-44	26-105
Tied at the half:	3-2	5-4
Double-Figure leads at the half:	36-3	48-4
Double-Figure deficit at the half:	4-16	7-48
Score 100+:	17-0	22-0
Score 90+:	30-2	45-3
Score 80+:	64-15	88-25
Score 70+:	83-26	124-53
Score 60+:	92-51	134-114
Score less than 60:	1-12	1-34
Allow 100+:	0-1	0-4
Allow 90+:	8-7	12-23
Allow 80+:	20-32	33-73
Allow 70+:	51-54	78-115
Allow 60+:	75-59	110-133
Allow less than 60 points:	22-1	29-3
Shoot 50% or better:	54-6	77-16
Shoot 40% or better:	88-31	122-79
Shoot 70% or better at FT Line:	56-31	80-66
Shoot 80% or better at FT Line:	27-11	39-21
Higher field goal percentage:	82-12	116-26
Lower field goal percentage:	16-50	24-111
Same field goal percentage:	0-1	0-2
Outrebound opponent:	64-12	96-41
Outrebound opponent 10+:	30-4	43-9
Outrebounded by opponent:	32-49	38-90
Rebounds are even:	2-1	5-7
More free throw attempts:	83-33	106-68
Fewer free throw attempts:	12-26	29-73
Free throw attempts are even:	3-2	5-6
Make 7+ 3's:	76-34	111-83
Make 10+ 3's:	48-15	74-32
Day games:	38-24	64-56
Night games:	60-37	75-81
Morning games:	1-0	2-0
Games on Monday:	5-4	7-9
Games on Tuesday:	9-9	11-14
Games on Wednesday:	25-9	32-34
Games on Thursday:	10-4	13-10
Games on Friday:	6-6	7-13
Games on Saturday:	39-24	63-53
Games on Sunday:	5-3	7-4

Games Decided By:

1 point:	6-4
2 points:	14-11
5 points or less:	39-32
6-9 points:	30-31
Double-figures:	69-71

PROSSER ALL-TIME RECORD vs. OPPONENTS

Team	Games	Overall	Home	Road	Neutral	BSC Tourney	PF	PA
Anderson (S.C.)	2	1-1	0-1	1-0	0-0	0-0	145	140
Arkansas	1	0-1	0-0	0-1	0-0	0-0	83	84
Auburn	1	0-1	0-0	0-1	0-0	0-0	65	89
Averett	1	1-0	1-0	0-0	0-0	0-0	99	56
Barton	1	0-1	0-0	0-0	0-1	0-0	55	89
Belmont Abbey	1	0-1	0-1	0-0	0-0	0-0	80	90
Brevard	1	1-0	1-0	0-0	0-0	0-0	98	44
Bryan	1	1-0	1-0	0-0	0-0	0-0	70	64
Bob Jones	3	3-0	3-0	0-0	0-0	0-0	294	159
Bowling Green	1	0-1	0-0	0-1	0-0	0-0	52	73
Campbell	3	3-0	2-0	1-0	0-0	0-0	247	239
Carson-Newman	2	0-2	0-1	0-1	0-0	0-0	108	153
Carver College	1	1-0	0-0	0-0	1-0	0-0	83	52
Catawba College	2	0-2	0-1	0-1	0-0	0-0	106	135
Charleston Sou.	10	9-1	5-0	4-1	0-0	0-0	808	712
Chattanooga	6	3-3	1-2	2-1	0-0	0-0	466	470
Citadel	7	5-2	3-0	2-1	0-1	0-0	604	579
Clemson	1	0-1	0-0	0-1	0-0	0-0	56	78
Clinton College	1	1-0	1-0	0-0	0-0	0-0	107	41
Coastal Carolina	6	2-4	1-2	1-2	0-0	0-0	481	496
College of Charleston	2	1-1	0-1	1-0	0-0	0-0	150	147
Converse	1	1-0	1-0	0-0	0-0	0-0	78	40
Drexel	1	0-1	0-0	0-0	0-0	0-0	72	74
Duquesne	1	0-1	0-0	0-1	0-0	0-0	57	74
Eastern Michigan	1	1-0	0-0	0-0	1-0	0-0	101	87
Elon	2	1-1	1-0	0-1	0-0	0-0	139	133
ETSU	7	0-7	0-3	0-3	0-1	0-0	477	567
Florida State	3	0-2	0-0	0-3	0-0	0-0	199	228
Furman	8	1-7	1-3	0-4	0-0	0-0	576	644
Gardner-Webb	12	8-4	4-2	3-2	1-0	1-0	947	887
George Mason	1	0-1	0-0	0-1	0-0	0-0	90	96
Georgia	2	0-2	0-0	0-2	0-0	0-0	141	169
Georgia Southern	1	0-1	0-0	0-0	0-0	0-0	87	89
Hampton	1	0-0	1-0	0-0	0-0	0-0	69	57
Hartford	1	1-0	1-0	0-0	0-0	0-0	82	75
High Point	11	3-8	2-2	0-5	1-1	1-0	824	867
Hiwassee	1	1-0	1-0	0-0	0-0	0-0	94	55
Holy Cross	1	1-0	1-0	0-0	0-0	0-0	89	51
Indiana	1	0-0	0-1	0-0	0-0	0-0	68	77
IUPUI	1	1-0	1-0	0-0	0-0	0-0	74	61
Iowa	1	0-1	0-0	0-1	0-0	0-0	60	78
Jackson State	1	0-0	1-0	0-0	0-0	0-0	80	62
Jacksonville	2	2-0	1-0	1-0	0-0	0-0	173	159
Jacksonville State	1	0-1	0-0	0-0	0-1	0-0	53	84
Lees-McRae	1	1-0	1-0	0-0	0-0	0-0	71	55
Lenoir-Rhyne	2	1-1	1-0	0-1	0-0	0-0	133	130
Little Rock	2	2-0	0-0	2-0	0-0	0-0	167	135
Lincoln Memorial	2	0-2	0-1	0-1	0-0	0-0	101	153
LIU	2	2-0	1-0	1-0	0-0	0-0	181	157
Longwood	12	6-6	4-0	1-4	1-2	1-1	915	913
Louisville	1	0-1	0-0	0-1	0-0	0-0	61	76
LSU	1	0-1	0-0	0-1	0-0	0-0	81	89
Mars Hill	2	2-0	1-0	1-0	0-0	0-0	169	156
Mary Baldwin	1	1-0	1-0	0-0	0-0	0-0	110	78
Mercer	11	6-5	5-1	0-4	1-0	0-0	897	837
Middle Tennessee	2	1-1	1-0	0-1	0-0	0-0	141	144
Mississippi State	1	0-1	0-0	0-0	0-1	0-0	63	84
Montevallo	1	0-1	0-1	0-0	0-1	0-0	40	83
Mount Olive	1	0-1	0-0	0-1	0-0	0-0	78	100
Nebraska	1	0-0	0-1	0-0	0-0	0-0	73	80
Newberry	3	1-2	1-1	0-1	0-0	0-0	239	261
North Carolina A&T	3	3-0	2-0	1-0	0-0	0-0	258	216
North Carolina Central	1	1-0	0-0	0-0	0-0	0-0	77	75
North Carolina State	1	0-1	0-0	0-1	0-0	0-0	67	100
North Dakota	1	0-1	0-0	0-1	0-0	0-0	88	90
North Georgia	1	0-1	0-0	0-1	0-0	0-0	66	75
North Greenville	1	0-1	0-0	0-1	0-0	0-0	61	68
Penn St.	1	0-1	0-0	0-1	0-0	0-0	68	93
Piedmont	4	4-0	4-0	0-0	0-0	0-0	407	226
Presbyterian	10	9-1	4-1	5-0	0-0	0-0	732	681
Queens	3	3-0	1-0	1-0	1-0	0-0	255	231
Radford	10	6-4	4-1	2-2	0-1	0-1	723	732
Samford	5	3-2	2-0	1-2	0-0	0-0	422	391
SMU	1	0-1	0-0	0-1	0-0	0-0	65	98
South Carolina	1	0-1	0-0	0-1	0-0	0-0	62	72
South Carolina St.	2	2-0	2-0	0-0	0-0	0-0	182	146
Southern Miss	2	0-2	0-0	0-0	0-2	0-0	115	145
Stetson	1	1-0	0-0	1-0	0-0	0-0	70	64
Tennessee Tech	2	2-0	1-0	1-0	0-0	0-0	165	151
Texas Tech	1	0-1	0-0	0-1	0-0	0-0	57	87
Toccoa Falls	3	3-0	3-0	0-0	0-0	0-0	323	176
Troy	1	0-1	0-0	0-0	0-1	0-0	64	66
Tusculum	2	0-2	0-1	0-1	0-0	0-0	113	140
UNC Asheville	15	10-5	5-1	4-4	0-0	1-0	1,127	1,162
UNC Greensboro	6	1-5	0-3	1-2	0-0	0-0	393	465
UNC Wilmington	1	1-0	0-0	0-0	1-0	0-0	98	76
USC Upstate	10	8-2	4-1	4-1	0-0	0-0	864	737
Vanderbilt	1	0-1	0-0	0-1	0-0	0-0	63	77
VCU	1	0-1	0-0	0-1	0-0	0-0	68	93
VMI	7	2-5	1-2	1-2	0-1	0-0	547	575
Virginia Tech	1	0-1	0-0	0-1	0-0	0-0	52	58
Wake Forest	1	0-1	0-0	0-1	0-0	0-0	64	71
Washington	1	1-0	0-0	1-0	0-0	0-0	82	74
Washington State	1	0-1	0-0	0-1	0-0	0-0	86	92
William & Mary	1	1-0	1-0	0-0	0-0	0-0	86	85
Wingate	2	0-2	0-1	0-1	0-0	0-0	110	147
Wofford	6	2-4	1-2	1-2	0-0	0-0	405	474
Wright State	1	0-1	0-0	0-1	0-0	0-0	73	96
Xavier	2	0-2	0-0	0-2	0-0	0-0	120	149
Young Harris	2	0-2	0-1	0-1	0-0	0-0	140	171
TOTALS	279	141-138	84-38	45-85	9-12	4-3	21,162	20,113

WINTHROP'S ALL-TIME 30/40-POINT GAMES

40-POINT GAMES

Melvin Branham (Jr.)	45	Jan. 10, 1994 at Charleston Southern
David McMahan	42	Jan. 15, 1996 vs. Coastal Carolina
Keon Johnson	40	Feb. 9, 2017 at UNC Asheville
Michael Jenkins	40	Nov. 10, 2006 vs. North Greenville
Fred McKinnon	40	Nov. 29, 1985 vs. Morris College

30-POINT GAMES

Keon Johnson	39	Feb. 4, 2017 vs. Campbell
Mike Gaither	39	Nov. 18, 1982 vs. Coker College (Clover, SC)
Logan Duncomb	38	Jan. 24, 2026 at Presbyterian College
Keon Johnson	38	Nov. 21, 2016 at Illinois
Jimmy Gavin	38	Nov. 27, 2015 at North Carolina State (Raleigh, NC)
Greg Lewis	38	Dec. 21, 1999 vs. UNC Greensboro
Keon Johnson	37	Dec. 31, 2016 vs. Radford
Robbie Waldrop	37	Feb. 12, 1998 at Charleston Southern
Xavier Cooks	36	Feb. 15, 2018 at Gardner-Webb
Keon Johnson	36	Jan. 27, 2016 vs. Charleston Southern
Fred McKinnon	36	Feb. 2, 1985 at Livingstone College
Charles Brunson	36	Nov. 25, 1980 at Voorhees
Sin'Cere McMahon	35	Feb. 8, 2023 at UNC Asheville
Nych Smith	35	Jan. 26, 2019 at Presbyterian College
Fred McKinnon	35	Jan. 16, 1986 vs. Central Wesleyan College
Charles Brunson	35	Feb. 4, 1982 vs. Erskine
Charles Brunson	35	Dec. 10, 1980 at Belmont Abbey
David McMahan	34	Dec. 30, 1995 at Georgia State
Charles Brunson	34	Nov. 22, 1980 at Morris College
Charles Brunson	34	Nov. 19, 1980 vs. Allen University
Kareem Rozier	33	Feb. 12, 2026 at Gardner-Webb
Patrick Good	33	Nov. 22, 2021 at Washington State
Andre Jones	33	Dec. 27, 2011 at Georgia
Michael Jenkins	33	Mar. 6, 2008 vs. UNC Asheville (Big South Tourney Championship game)
Greg Lewis	33	Feb. 18, 2002 vs. Coastal Carolina
George Henson	33	Feb. 10, 1990 at Campbell
Shaun Wise	33	Dec. 28, 1989 at US International
Charles Brunson	33	Jan. 11, 1981 at Webber College
Josh Ferguson	32	Dec. 7, 2019 vs. Coastal Carolina
Keon Johnson	32	Feb. 13, 2016 at Radford
Keon Johnson	32	Dec. 31, 2015 vs. Campbell
Keon Johnson	32	Nov. 24, 2015 at USC Upstate
Torrell Martin	32	Feb. 24, 2007 at Coastal Carolina
Torrell Martin	32	Feb. 20, 2006 at Liberty
Melvin Branham (Jr.)	32	Jan. 27, 1994 at Towson State
Mark Hailey (Sr.)	32	Feb. 20, 1993 vs. Radford
Eddie Gay (Sr.)	32	Dec. 13, 1992 vs. The Citadel
Charles Brunson	32	Jan. 16, 1982 at USC-Aiken
Charles Brunson	32	Jan. 15, 1981 at USC-Spartanburg
Logan Duncomb	31	Dec. 31, 2025 at Longwood
Patrick Good	31	Jan. 20, 2022 at Presbyterian College
Keon Johnson	31	Mar. 3, 2017 vs. #4 Gardner-Webb
Keon Johnson	31	Mar. 2, 2017 vs. #8 Charleston Southern
Keon Johnson	31	Jan. 28, 2017 vs. High Point
Jimmy Gavin	31	Mar. 6, 2016 vs. UNC Asheville (Buies Creek, NC-Big South Tourney Championship game)
Jimmy Gavin	31	Feb. 27, 2016 at Campbell
Torrell Martin	31	Dec. 4, 2006 at #12 Wisconsin
Ted Houpt	31	Feb. 12, 1987 at Howard University
Fred McKinnon	31	Nov. 22, 1985 vs. Wingate
Charles Brunson	31	Feb. 8, 1982 vs. Presbyterian College
Donnie Creamer	31	Dec. 9, 1978 at Erskine
K.J. Doucet	30	Mar. 1, 2025 vs. UNC Asheville
Patrick Good	30	Feb. 19, 2022 at UNC Asheville
D.J. Burns Jr.	30	Nov. 9, 2021 vs. Mary Baldwin
Xavier Cooks	30	Dec. 5, 2017 at Georgia
Keon Johnson	30	Dec. 19, 2015 at Georgia Southern
Keon Moore	30	Jan. 3, 2015 vs. High Point
Tyson Waterman	30	Feb. 12, 1999 vs. Charleston Southern
Ronnie Creamer	30	Jan. 15, 1979 at Francis Marion
LaShawn Coulter	30	Jan. 21, 1995 at UNC Asheville
Mark Hailey (Jr.)	30	Nov. 23, 1991 vs. Averett College
Greg Washington	30	Dec. 15, 1988 vs. East Carolina
Fred McKinnon	30	Feb. 10, 1985 vs. Armstrong State
Ronnie Creamer	30	Nov. 18, 1978 vs. Catawba

Indv./Team Most Points Single-Game

Top 10 Individual Scoring Performances Home/Away

Home

42	David McMahan	(vs. Coastal Carolina, 1-15-96)
40	Michael Jenkins	(vs. North Greenville, 11-10-06)
	Fred McKinnon	(vs. Morris College, 11-29-85)
39	Keon Johnson	(vs. Campbell, 2-4-17)
38	Greg Lewis	(vs. UNC Greensboro, 12-21-99)
37	Keon Johnson	(vs. Radford, 12-31-16)
36	Keon Johnson	(vs. Charleston Southern, 1-27-16)
35	Fred McKinnon	(vs. Central Wesleyan College, 1-16-86)
	Charles Brunson	(vs. Erskine College, 2-4-82)

Away

45	Melvin Branham Jr.	(at Charleston Southern, 1-10-94)
40	Keon Johnson	(at UNC Asheville, 2-9-17)
38	Logan Duncomb	(at Presbyterian College, 1-24-26)
	Keon Johnson	(at Illinois, 11-21-16)
	Jimmy Gavin	(at N.C. State, 11-27-15)
37	Robbie Waldrop	(at Charleston Southern, 2-12-98)
36	Xavier Cooks	(at Gardner-Webb, 2-15-18)
	Fred McKinnon	(at Livingstone College, 2-2-85)
	Charles Brunson	(at Voorhees, 11-25-80)
35	Sin'Cere McMahan	(at UNC Asheville, 2-8-23)
	Nych Smith	(at Presbyterian College, 1-26-19)
	Charles Brunson	(at Belmont Abbey, 12-10-80)
34	Charles Brunson	(at Mooris College, 11-22-80)
33	Kareem Rozier	(at Gardner-Webb, 2-12-26)
	Patrick Good	(at Washington State, 11-22-21)
	Andre Jones	(at Georgia, 12-27-11)
	Michael Jenkins	(at UNC Asheville, 3-6-08)
	George Henson	(at Campbell, 2-10-90)
	Shaun Wise	(at U.S. International, 12-28-89)
	Charles Brunson	(at Webber College, 1-11-81)

Top 5 Individual Scoring Performances vs. Big South Opponents

All Games

45	Melvin Branham Jr.	(at Charleston Southern, 1-10-94)
42	David McMahan	(vs. Coastal Carolina, 1-15-96)
40	Keon Johnson	(at UNC Asheville, 2-9-17)
39	Keon Johnson	(vs. Campbell, 2-4-17)
38	Logan Duncomb	(at Presbyterian College, 1-24-26)
37	Keon Johnson	(vs. Radford, 12-31-16)

Home

42	David McMahan	(vs. Coastal Carolina, 1-15-96)
39	Keon Johnson	(vs. Campbell, 2-4-17)
37	Keon Johnson	(vs. Radford, 12-31-16)
36	Keon Johnson	(vs. Charleston Southern, 1-27-16)
32	Keon Johnson	(vs. Campbell, 12-31-15)

Away

45	Melvin Branham Jr.	(at Charleston Southern, 1-10-94)
40	Keon Johnson	(at UNC Asheville, 2-9-17)
38	Logan Duncomb	(at Presbyterian College, 1-24-26)
36	Xavier Cooks	(at Gardner-Webb, 2-15-18)
35	Sin'Cere McMahan	(at UNC Asheville, 2-8-23)
	Nych Smith	(at Presbyterian College, 1-26-19)
33	Kareem Rozier	(at Gardner-Webb, 2-12-26)
	George Henson	(at Campbell, 2-10-90)
32	Keon Johnson	(at Radford, 2-13-16)
	Torrell Martin	(at Coastal Carolina, 2-24-07)
	Torrell Martin	(at Liberty, 2-20-06)
	Melvin Branham Jr.	(at Towson St., 1-27-94)

Most Point In Home/Away Game (Top 10)

Home

134	Pfeiffer, 11-13-18	Won, 134-99
132	Morris, 11-29-85	Won, 132-73
130	Johnson & Wales, 12-12-96	Won, 130-33
127	Pfeiffer, 11-25-19	Won, 127-83
125	Piedmont, 11-4-24	Won, 125-65
116	Warren Wilson, 11-24-18	Won, 116-76
116	Rio Grande (OH), 12-28-15	Won, 116-84
113	Toccoa Falls, 12-29-23	Won, 113-62
111	Toccoa Falls, 12-9-25	Won, 111-62
110	Mary Baldwin	Won, 110-78
109	Hiwassee, 12-16-18	Won, 109-66
109	Catawba, 11-18-78	Won, 109-92
108	VMI, 1-6-07	Won, 108-76
108	U.S. International, 1-12-91	Won, 108-81

Away

116	at Hampton, 1-16-20	Won, 116-95
109	at VMI, 1-31-07	Won, 109-76
107	at USC Upstate, 12-13-20	Won, 107-77
105	at USC Upstate, 2-8-25	Won, 105-95
103	at Gardner-Webb, 2-12-26	Won, 103-85
102	at Pembroke St., 1-10-86	Won, 102-99
101	at UNC Asheville, 2-9-17	Lost, 104-101
101	at Charleston Sou., 1-10-94	Won, 101-96
101	at Central Connecticut, 12-4-92	Won, 101-93
101	at Benedict College, 2-20-86	Won, 101-76
97	at USC Aiken, 1-14-82	Won, 97-90
97	at Wofford, 1-31-80	Won, 97-78

Most Points Home/Away vs. Big South Opponents (Top 10)

Home

108	vs. VMI, 1-6-07	Won, 108-76
107	vs. UNCA, 2-26-14	Won, 107-100 (OT)
106	vs. VMI, 2-4-09	Lost, 110-106 (OT)
104	vs. UNCA	Won, 104-71
102	vs. Charleston Sou., 1-15-25	Won, 102-97 (3OT)
101	vs. Hampton, 2-9-19	Won, 101-91
100	vs. Coastal Carolina, 2-18-02	Won, 100-74
99	vs. Gardner-Webb, 1-11-20	Won, 99-95 (3OT)
98	vs. Armstrong St., 2-17-86	Won, 98-81
98	vs. VMI, 2-8-06	Won, 98-65
97	vs. Gardner-Webb	Won, 97-88
97	vs. Towson St., 2-23-95	Won, 97-93
96	vs. Gardner-Webb, 2-1-25	Won, 96-93
96	vs. VMI, 1-7-10	Won, 96-63

Away

116	at Hampton, 1-16-20	Won, 116-95
109	at VMI, 1-31-07	Won, 109-76
107	at USC Upstate, 12-13-20	Won, 107-77
103	at Gardner-Webb, 2-12-26	Won, 103-85
101	at UNC Asheville, 2-9-17	Lost, 104-101
101	at Charleston Sou., 1-10-94	Won, 101-96
96	at High Point, 2-28-24	Lost, 100-96 OT
95	at USC Upstate, 1-26-22	Won, 95-91 OT
95	at Longwood, 1-24-18	Won, 95-78
94	at Coastal Carolina, 1-7-94	Lost, 103-94
93	at Presbyterian Col., 2-25-17	Won, 93-56
93	at UMBC, 1-25-93	Lost, 99-93
91	at Presbyterian College, 1-26-19	Lost, 99-91
90	at Gardner-Webb, 2-15-18	Won, 90-71
90	at Towson St., 2-23-95	Lost, 92-90
90	at UNC Asheville, 2-5-90	Won, 90-89
90	at Radford, 1-14-05	Won, 90-75

WINTHROP TEAM/INDIVIDUAL RECORDS

MISC. RECORDS

Most Games Played	39 (1980-81/31-8)
Most Wins	31 (1980-81)
Most Wins (D1 member)	29 (2006-07)
Fewest Wins	4 (1993-94)
Most Losses	23 (1993-94)
Fewest Losses	5 (2006-07)
Best Winning Percentage	.818 (29-5/2006-07)
Worst Winning Percentage	.148 (4-23/1993-94)
Most Home Wins	16 (2004-05/2024-25)
Most Home Wins In Winthrop Coliseum	16 (2004-05/2024-25)
Most Home Losses	11 (1991-92)
Most Home Losses In Winthrop Coliseum	11 (1991-92)
Most Road Wins	12 (1978-89/2006-07/2016-17)
Most Road Losses	13 (1993-94)
Longest Winning Streak	21 (2019-20 to 2020-21)
Longest Winning Streak (single-season)	19 (2006-07)
Longest Losing Streak	13 (1986-87)
Most Big South Wins	15 ('04-05/'16-17/'19-20)
Most Big South Losses	71 vs. Morris (11-29-85)
Longest Winning Streak (Big South)	16 (2006-07/single-season)
Longest Winning Streak (Big South)	22 (2004-05 to 2005-06)
Longest Losing Streak (Big South)	10 (1993-94/single-season)
Longest Losing Streak (Big South)	14 (1993-94 to 1994-95)

SINGLE-GAME RECORDS (Team)

Most Points Scored	134, vs. Pfeiffer (11-13-18)
Largest Margin of Victory	97 vs. Johnson & Wales (12-7-96)
Largest Margin of Victory (D1 opponent)	44 vs. VMI (84-41/1-23-08)
Largest Margin of Defeat	57 vs. Seton Hall (106-49/12-29-90)
Largest Margin of Defeat (D1 member)	57 vs. Seton Hall (106-49/12-29-90)
Fewest Points Allowed	22 vs. Lander (11-16-81)
Most Points First Half	73 vs. Pfeiffer (11-13-18)
Most Point Second Half	71 vs. Morris (11-29-85)
Fewest Points Scored	23 vs. Col. of Charleston (2-26-93)
Fewest Points First Half	6 vs. Col. of Charleston (2-26-93)
Fewest Points Second Half	11 vs. Washington St. (3-20-08)
Fewest Points Against In A Half	8 vs. Col. of Charleston (2-26-93)
Most Field Goals Made	57 vs. Morris (11-29-85)
Most Field Goals Attempted	101 vs. Piedmont (11-24-78)
Best Field Goal Accuracy	.706 vs. USC-Aiken (36-51/1-17-82)
Most 3pt Field Goals Made	24 vs. Hiwassee (12-16-18)
Most 3pt Field Goals Attempted	55 vs. Hiwassee (12-16-18)
Best 3pt Field Goal Accuracy	.714 vs. Barton (10-14/12-2-04)
D1 Opponent	.643 vs. High Point (9-14/12-5-09)
Most Free Throws Made (regulation)	39 vs. St. Francis (11-27-89)
Most Free Throws Made	40 vs. Charleston Sou. (1/15/25-30T)
Most Free Throws Attempted	50 vs. Campbell (12-30-20)
Best Free Throw Accuracy	50 at High Point (2-28-24)
Most Rebounds	1,000 vs. Liberty (21-21/3-5-14)
Most Offensive Rebounds*	1,000 vs. Lander (13-13/2-20-85)
Most Assists	70 vs. Presbyterian College (2-11-80)
Most Steals	28 at Coastal Carolina (12-2-23)
Most Blocked Shots	28 vs. Piedmont (11-4-24)
Most Personal Fouls	37 vs. Newberry (2-17-90)
Most Steals	21 vs. Wofford College (1-31-80)
Most Blocked Shots	vs. Morris (11-29-85)
Most Personal Fouls	16 vs. Voorhees (2-16-81)
Most Steals	37 vs. Georgia State (12-30-95)

SEASON RECORDS

Most Points	2,879 (2024-25)
Best Scoring Average	84.7 (2024-25/34 games)
Most Field Goals Made	1,161 (1978-79)
Most Field Attempted	2,415 (1978-79)
Best Field Goal Accuracy	.530 (1985-86)
Most 3pt Field Goals	372 (2018-19/30 games))
Best 3pt Field Goals Per Game Avg.	12.40 (2018-19/30 games)
Most 3pt Field Goals Attempted	997 (2018-19)
Best 3pt Field Goal Accuracy	.431 (1987-88)
Most Free Throws Made	648 (2024-25)
Most Free Throws Attempted	970 (2024-25)
Best Free Throw Accuracy	.749 (2015-16)
Most Rebounds	1,613 (1978-79)
Most Assists	818 (1978-79)
Most Steals	479 (1979-80)
Most Blocked Shots	174 (2016-17)
Most Personal Fouls	751 (1978-79)

* Indicates On Record

SINGLE-GAME RECORDS (Individual)

Most Points Scored	45-Melvin Branham vs. Charleston Sou. (1-10-94)
Most Field Goals Made	20-Fred McKinnon vs. Morris (11-25-85)
Most Field Goals Attempted	31-Fred McKinnon vs. Morris (11-25-85)
Best Field Goal Accuracy	1.000-Brian Pope (10-10) vs. Morris (1-6-84)
	Eddie Gay (10-10) vs. Coppin St. (11-23-91)
	Allen Washington (10-10) vs. Pfeiffer (2-5-86)
Most 3pt Field Goals Made	12-David McMahan vs. Coastal Carolina (1-15-96)
	Michael Jenkins vs. North Greenville (11-10-06)
Most 3pt Field Goals Attempted	21-LaShawn Coulter
Most Free Throws Made	18-Mark Hailey vs. Averett (11-26-91)
	James Shuler vs. High Point (2-23-06)
	Logan Duncomb vs. UNC Asheville (1-31-26)
Most Free Throws Attempted	20-Mark Hailey vs. Averett (11-26-91)
Best Free Throw Accuracy	1.000-James Shuler (18-18) vs. High Point (2-23-06)
Most Rebounds	23-Allen Washington vs. Piedmont (11-30-85)
Most Assists	17-Rick Riese vs. Limestone (2-12-81)
Most Blocked Shots	7-Rick Riese vs. Limestone (2-12-81)
	Billy Houston vs. UNC Asheville (1-11-06)
Most Steals	13-Rick Riese vs. Limestone (2-12-81)

SINGLE-SEASON RECORDS (Individual)

Most Points Scored	875-Charles Brunson (1980-81)
Best Scoring Average	22.4-Charles Brunson (1980-81)
Most Field Goals Made	354-Charles Brunson (1980-81)
Most Field Goals Attempted	584-Ronnie Creamer (1978-79)
Best Field Goal Accuracy (150 attempts)	.657-Charles Brunson (113-172/1979-80)
Most 3pt Field Goals Made	102-Keon Johnson (2016-17)
Most 3pt Field Goal Attempts	255-Keon Johnson (2016-17)
Best 3pt Field Goal Accuracy (35 made)	.460-Charles Falden (40-87/2018-19)
Most Free Throws Made	173-Longan Duncomb (2025-26/current)
Most Free Throws Attempted	239-Longan Duncomb (2025-26/current)
Best Free Throw Accuracy (80 made)	.895-Sin'Cere McMahon (111-124/2022-23)
Most Rebounds	453-Charles Brunson (1980-81)
Most Assists	317-Rick Riese (1980-81)
Most Blocked Shots	72-Duby Okeke (2015-16)
Most Steals	208-Rick Riese (1979-80)
Most Minutes Played	1,374-Charles Brunson (1980-81)
Most Personal Fouls	139-Ronnie Creamer (1978-79)
Most Times Disqualified	14-Donnie Creamer (1978-79)
	Melvin Branham (1993-94)

WINTHROP ALL-TIME D1 TRIPLE-DOUBLES (on record)

Chandler Vaudrin	Mar. 1, 2021 vs. (8) High Point (10 points, 12 rebounds, 10 assists)
Chandler Vaudrin	Dec. 30, 2020 vs. Campbell (10 points, 13 rebounds, 10 assists)
Chandler Vaudrin	Dec. 13, 2020 at USC Upstate (13 points, 11 rebounds, 14 assists)
Chandler Vaudrin	Jan. 2, 2020 vs. Longwood (10 points, 12 rebounds, 11 assists)
Xavier Cooks	Dec. 2, 2017 vs. Reinhardt (11 points, 15 rebounds, 11 assists)

20-WIN SEASONS

SEASON (NCAA D1)	SEASON ENDED WITH...	FINAL RECORD
29--2006-07	(NCAA Tourney - W, 74-64, (6) Notre Dame)	29-5
	(NCAA 2nd Rnd - L, 75-61, (3) Oregon)	
27--2004-05	(NCAA Tourney - L, 74-64, (3) Gonzaga)	27-6
26--2016-17	(NCAA Tourney - L, 76-64, (3) Butler)	26-7
24--2019-20	(Big South Champions - NCAA Tourney canceled (COVID19))	24-10
23--2024-25	(Big South Tournament Final, L, 81-69)	23-11
23--2020-21	(NCAA Tourney - L, 73-63, (5) Villanova)	23-2
23--2021-22	(Big South Tournament Final - L, 79-58)	23-9
23--2015-16	(Big South Tournament Final - L, 77-68)	23-9
23--2005-06	(NCAA Tourney - L, 63-61, (2) Tennessee)	23-8
22--2007-08	(NCAA Tourney - L, 71-40, (4) Washington State)	22-12
21--2025-26	current	21-8
21--1999-00	(NCAA Tourney - L, 74-50, (3) Oklahoma)	21-9
21--1998-99	(NCAA Tourney - L, 80-41, (1) Auburn)	21-8
20--2013-14	(Big South Tournament Final - L, 76-61)	20-13
20--2002-03	(Big South Tournament Semi-Finals - L, 81-80 OT, UNCA)	20-10
20--1985-86	(Big South Tournament Semi-Finals - L, 87-79)	20-9

WINTHROP ALL-TIME SERIES VS. CHARLESTON SOUTHERN

DATE	Home/Away/Neutral	Won/Lost	Series Record	BSC Record
Jan. 8, 1987	Away	Lost, 58-49	0-1	0-1
Jan. 15, 1987	Home	Lost, 69-56	0-2	0-2
Jan. 25, 1988	Home	Lost, 73-70	0-3	0-3
Feb. 18, 1988	Away	Lost, 85-78	0-4	0-4
Jan. 7, 1989	Away	Lost, 64-63	0-5	0-5
Jan. 28, 1989	Home	Won, 70-61	1-5	1-5
Mar. 2, 1989	Home (BSCT semis)	Won, 81-68	2-5	
Jan. 11, 1990	Home	Won, 69-67	3-5	2-5
Jan. 27, 1990	Away	Lost, 75-67	3-6	2-6
Mar. 1, 1990	Home (BSCT 1st Rnd)	Won, 61-53	4-6	
Jan. 10, 1991	Away	Won, 70-64	5-6	3-6
Jan. 26, 1991	Home	Won, 67-65	6-6	4-6
Jan. 18, 1992	Away	Lost, 76-69	6-7	4-7
Feb. 1, 1992	Home	Lost, 62-55	6-8	4-8
Jan. 20, 1993	Home	Lost, 76-65	6-9	4-9
Feb. 27, 1993	Away	Lost, 94-87	6-10	4-10
Jan. 10, 1994	Away	Won, 101-96	7-10	5-10
Feb. 7, 1994	Home	Lost, 90-89	7-11	5-11
Jan. 9, 1995	Home	Lost, 85-74	7-12	5-12
Feb. 6, 1995	Away	Lost, 91-73	7-13	5-13
Jan. 18, 1996	Away	Lost, 86-69	7-14	5-14
Jan. 30, 1996	Home	Lost, 82-73	7-15	5-15
Jan. 30, 1997	Away	Lost, 76-65	7-16	5-16
Feb. 13, 1997	Home	Lost, 75-71	7-17	5-17
Jan. 29, 1998	Home	Won, 58-57	8-17	6-17
Feb. 12, 1998	Away	Won, 88-81	9-17	7-17
Jan. 23, 1999	Away	Won, 71-62	10-17	8-17
Feb. 12, 1999	Home	Won, 86-77	11-17	9-17
Feb. 26, 1999	Neutral (BSCT 1st Rnd)	Won, 70-61	12-17	
Feb. 2, 2000	Home	Won, 75-41	13-17	10-17
Feb. 19, 2000	Away	Won, 79-65	14-17	11-17
Mar. 3, 2000	Neutral (BSCT 1st Rnd)	Won, 90-65	15-17	
Feb. 1, 2001	Away	Lost, 58-55	15-18	11-18
Feb. 17, 2001	Home	Won, 76-51	16-18	12-18
Jan. 24, 2002	Home	Lost, 66-63 (OT)	16-19	12-19
Feb. 16, 2002	Away	Won, 57-55	17-19	13-19
Jan. 29, 2003	Away	Won, 72-69 (OT)	18-19	14-19
Feb. 22, 2003	Home	Won, 75-56	19-19	15-19
Jan. 21, 2004	Home	Won, 68-50	20-19	16-19
Feb. 21, 2004	Away	Won, 72-48	21-19	17-19
Jan. 25, 2005	Home	Won, 58-45	22-19	18-19
Feb. 26, 2005	Away	Won, 65-62 (OT)	23-19	19-19
Mar. 4, 2005	Home (BSCT Champ)	Won, 68-46	24-19	
Jan. 16, 2006	Away	Won, 79-61	25-19	20-19
Jan. 28, 2006	Home	Won, 76-59	26-19	21-19
Jan. 8, 2007	Away	Won, 72-62	27-19	22-19
Feb. 14, 2007	Home	Won, 78-54	28-19	23-19
Feb. 27, 2007	Home (BSCT 1st Rnd)	Won, 72-42	29-19	
Jan. 28, 2008	Away	Won, 81-64	30-19	24-19
Feb. 26, 2008	Home	Won, 63-49	31-19	25-19
Jan. 20, 2009	Away	Won, 65-63	32-19	26-19
Feb. 24, 2009	Home	Won, 57-52	33-19	27-19
Jan. 4, 2010	Away	Lost, 57-54	33-20	27-20
Jan. 28, 2010	Home	Won, 55-53	34-20	28-20
Jan. 15, 2011	Away	Lost, 69-60	34-21	28-21
Feb. 10, 2011	Home	Won, 75-68	35-21	29-21
Jan. 21, 2012	Away	Lost, 77-66	35-22	29-22
Jan. 9, 2013	Away	Lost, 75-63	35-23	29-23
Feb. 13, 2013	Home	Won, 70-65	36-23	30-23
Mar. 7, 2013	Neutral (BSCT Qtrs)	Lost, 54-47	36-24	
Jan. 11, 2014	Home	Won, 85-68	37-24	31-23
Feb. 15, 2014	Away	Lost, 84-64	37-25	31-24
Feb. 2, 2015	Home	Won, 77-55	38-25	32-24
Dec. 2, 2015	Away	Won, 83-82	39-25	33-24
Jan. 27, 2016	Home	Won, 97-72	40-25	34-24
Dec. 29, 2016	Away	Won, 84-68	41-25	35-24
Feb. 23, 2017	Home	Won, 86-72	42-25	36-24
Mar. 2, 2017	Home (BSCT Qtrs)	Won, 92-78	43-25	
Jan. 12, 2018	Away	Won, 65-54	44-25	37-24
Feb. 24, 2018	Home	Lost, 78-75	44-26	37-25
Feb. 7, 2019	Away	Won, 76-72	45-26	38-25
Feb. 23, 2019	Home	Won, 80-78 (2OT)	46-26	39-25
Mar. 7, 2019	Neutral (BSCT Qtrs)	Lost, 77-63	46-27	
Jan. 30, 2020	Away	Won, 77-60	47-27	40-25
Jan. 4, 2021	Away	Won, 85-69	48-27	41-25
Jan. 5, 2021	Away	Won, 78-76	49-27	42-25
Jan. 15, 2022	Away	Won, 70-65	50-27	43-25
Feb. 26, 2022	Home	Won, 92-86	51-27	44-25
Jan. 25, 2023	Home	Won, 76-64	52-27	45-25
Feb. 18, 2023	Away	Won, 75-67	53-27	46-25
Jan. 24, 2024	Away	Won, 78-59	54-27	47-25
Feb. 7, 2024	Home	Won, 67-46	55-27	48-25
Jan. 16, 2025	Home	Won, 102-97 (3OT)	56-27	49-25
Feb. 5, 2025	Away	Won, 83-65	57-27	
Jan. 7, 2026	Home	Won, 81-77	58-27	50-25
Feb. 26, 2026	Away	Lost, 86-84	58-28	50-26

Home Record: 32-10

Away Record: 24-16

Neutral Record: 2-2

Overtime: 3-1

RECORD WHEN WINTHROP SCORES...

100-plus: 2-0
 90-99: 4-0
 80-89: 13-3
 70-79: 24-7
 60-69: 10-12
 50-59: 4-4
 40-49: 0-2

vs. CSU by Month...

November: 0-0
 December: 2-0
 January: 27-16
 February: 24-10
 March: 5-2

Games Decided By...

1-point: 2-2
 2-points: 7-0
 1-5: 18-9
 6-10: 12-9
 11-19: 18-9
 20-plus: 10-1

Last Meeting (2/26/26) | N. Charleston, S.C. (Buc Dome)



Official Basketball Box Score - Final
Winthrop at Charleston So.
 02/26/26 CSU Fieldhouse, North Charleston
 2025-26 Men's Basketball

Game Time: 7:00 PM
Game Duration: 2:21
Attendance: 902

Officials: Justin Porterfield, Connor Mooney, Joe Switzer

Winthrop - 84

Record: 20-10 (12-3)

NO. Name	Min	FG	3P	FT	Rebounds			Fouls		TP	AS	TO	ST	Blocks		+/-
		M-A	M-A	M-A	OR	DR	TOT	PF	FD					BS	BA	
51 Logan Duncomb	C 09:29	1-3	0-0	2-2	0	1	1	0	3	4	1	1	3	0	0	-4
1 Isaiah Wilson	G 20:07	0-3	0-0	2-4	1	1	2	4	2	2	1	1	0	0	0	-4
2 Kareem Rozier	G 30:49	3-17	2-9	0-0	1	3	4	1	1	8	5	2	1	0	0	4
7 Daylen Berry	G 33:38	7-16	4-7	3-6	0	4	4	2	5	21	1	0	2	1	1	8
11 Kody Clouet	G 33:54	7-15	4-9	0-0	2	1	3	1	1	18	0	1	1	0	1	-2
15 Tommy Kamarad	13:42	1-2	0-0	0-1	1	2	3	5	2	2	0	1	2	1	0	-1
25 Seifeldin Hendawy	12:31	2-5	0-2	2-2	0	5	5	1	1	6	0	1	0	0	0	-9
23 Edward Nnamoko	21:04	3-4	0-0	10-11	5	5	10	4	7	16	0	4	0	1	0	5
4 Pharell Boyogueno	04:26	0-0	0-0	0-2	0	1	1	1	1	0	0	0	1	0	0	1
3 Josh Meo	18:06	2-6	0-0	3-4	1	3	4	1	2	7	0	0	0	0	1	-7
21 Tai Hamilton	02:14	0-0	0-0	0-2	1	1	2	1	1	0	0	1	0	0	0	-1
Team					9	4	13	0		0		1				
Totals		26-71	10-27	22-34	21	31	52	21	26	84	8	13	10	3	3	-2

Shooting By Period		
1 st	FG%	13-39 33.3%
	3PT%	6-16 37.5%
	FT%	4-7 57.1%
2 nd	FG%	13-32 40.6%
	3PT%	4-11 36.4%
	FT%	18-27 66.7%
GM	FG%	26-71 36.6%
	3PT%	10-27 37.0%
	FT%	22-34 64.7%

Dead Ball Rebounds: 7, 0

Major Fouls: Boyogueno (F1) 1st 13:18

Charleston So. - 86

Record: 14-16 (5-10)

NO. Name	Min	FG	3P	FT	Rebounds			Fouls		TP	AS	TO	ST	Blocks		+/-
		M-A	M-A	M-A	OR	DR	TOT	PF	FD					BS	BA	
7 Nate Brafford	F 19:46	1-1	1-1	0-0	0	1	1	3	0	3	0	2	2	0	0	-1
12 Jesse Hafemeister	F 34:53	6-10	4-8	0-0	2	4	6	3	3	16	1	1	1	0	0	10
34 Lase Olalere	F 12:29	2-2	0-0	4-5	2	2	4	5	4	8	0	2	0	1	0	7
1 A'lahn Sumler	G 34:45	7-22	3-9	3-6	0	8	8	2	5	20	7	5	0	0	2	-2
5 Jacob Taylor	G 22:20	1-6	1-3	0-0	2	2	4	5	1	3	2	1	2	0	0	-8
2 Jaquias Franklin	26:36	9-13	4-7	2-3	0	2	2	1	2	24	3	1	1	0	1	6
23 Reis Jones	15:26	1-3	0-0	0-1	3	2	5	5	1	2	2	1	0	2	0	8
0 Armari Carraway	05:53	0-4	0-4	0-0	0	0	0	1	0	0	0	0	0	0	0	2
8 Luke Williams	15:48	0-0	0-0	2-4	0	1	1	0	2	2	2	2	1	0	0	1
4 Trent Coleman	12:05	3-8	1-5	1-2	3	0	3	1	3	8	0	0	0	0	0	-13
Team					1	7	8	0		0		0				
Totals		30-69	14-37	12-21	13	29	42	26	21	86	17	15	7	3	3	2

Shooting By Period		
1 st	FG%	14-32 43.8%
	3PT%	7-17 41.2%
	FT%	7-10 70%
2 nd	FG%	16-37 43.2%
	3PT%	7-20 35.0%
	FT%	5-11 45.5%
GM	FG%	30-69 43.5%
	3PT%	14-37 37.8%
	FT%	12-21 57.1%

Dead Ball Rebounds: 4, 0

Major Fouls: NONE

	WIN	CSU
Biggest lead	2 (1 st 18:29)	10 (2 nd 9:10)
Best Scoring Run	11 (2 nd 6:47)	8 (2 nd 2:12)
Lead Changes	12	
Times Tied	9	
Time with Lead	01:34	33:18

	WIN	CSU
Points from		
Turnovers	20	10
Paint	32	28
Second Chance	19	9
Fast Breaks	18	13
Bench	31	36

	Period by Period Scoring		
	1st	2nd	TOT
WIN	36	48	84
CSU	42	44	86

2025-26 COMBINED STATS



2025-26 Winthrop Men's Basketball Combined Team Statistics All games

Game Records

Record	Overall	Home	Away	Neutral
ALL GAMES	21-10	13-1	7-9	1-0
CONFERENCE	13-3	8-0	5-3	0-0
NON-CONFERENCE	8-7	5-1	2-6	1-0

Score by Periods

Team	1st	2nd	OT	TOT
Winthrop	1237	1362	10	2609
Opponents	1091	1224	8	2323

Team Box Score

No.	Player				Total		3-Point		F-Throw		Rebounds								PTS	AVG		
		GP-GS	MIN	AVG	FG-FGA	FG%	3FG-3FGA	3FG%	FT-FTA	FT%	OFF	DEF	TOT	AVG	PF	DQ	A	TO			BLK	STL
51	DUNCOMB, Logan	29-28	728:08	25.1	180-304	.592	0-3	.000	175-241	.726	103	158	261	9.0	81	6	46	56	23	25	535	18.4
11	CLOUET, Kody	31-31	881:37	28.4	130-281	.463	86-203	.424	76-94	.809	38	108	146	4.7	52	0	40	22	7	24	422	13.6
2	ROZIER, Kareem	30-30	882:31	29.4	132-347	.380	86-229	.376	50-64	.781	6	60	66	2.2	60	0	104	28	0	42	400	13.3
7	BERRY, Daylen	25-19	588:50	23.6	79-194	.407	37-103	.359	59-79	.747	15	61	76	3.0	44	0	52	34	3	22	254	10.2
15	KAMARAD, Tommy	30-14	550:10	18.3	78-160	.488	25-67	.373	47-55	.855	46	65	111	3.7	61	2	33	30	9	29	228	7.6
25	HENDAWY, Seifeldin	31-2	520:42	16.8	55-156	.353	13-64	.203	59-75	.787	34	93	127	4.1	55	2	37	32	9	9	182	5.9
3	MEO, Josh	31-0	581:46	18.8	55-156	.353	23-78	.295	45-67	.672	18	62	80	2.6	40	0	34	22	1	12	178	5.7
5	THOMAS, Braylhan	7-0	51:40	7.4	11-27	.407	2-9	.222	5-6	.833	2	8	10	1.4	4	0	4	2	2	1	29	4.1
23	NNAMOKO, Edward	31-3	327:54	10.6	43-75	.573	0-1	.000	36-53	.679	46	47	93	3.0	58	0	5	25	11	5	122	3.9
1	WILSON, Isaiah	31-28	608:38	19.6	35-114	.307	8-47	.170	31-47	.660	6	39	45	1.5	73	2	84	45	3	31	109	3.5
4	BOYOGUENO, Pharell	28-0	323:03	11.5	30-78	.385	20-60	.333	10-22	.455	19	40	59	2.1	25	0	9	8	8	18	90	3.2
21	HAMILTON, Tai	18-0	145:56	8.1	19-29	.655	0-0	.000	11-20	.550	23	33	56	3.1	29	0	5	14	12	5	49	2.7
8	CHRISTY, Cam	7-0	19:08	2.7	3-6	.500	0-1	.000	0-2	.000	1	2	3	0.4	3	0	1	1	0	1	6	0.9
22	HARRISON, Henry	7-0	14:57	2.1	2-5	.400	1-3	.333	0-0	.000	0	0	0	0.0	2	0	1	3	0	0	5	0.7
Team											76	60	136				15					
Total		31	6225		852-1932	.441	301-868	.347	604-825	.732	433	836	1269	40.9	587	12	455	337	88	224	2609	84.2
Opponents		31	6225		789-1840	.429	254-801	.317	491-676	.726	311	772	1083	34.9	691	28	353	393	112	178	2323	74.9

Team Statistics

	WIN	OPP
Scoring	2609	2323
Points per game	84.2	74.9
Scoring margin	+9.2	-
Field goals-att	852-1932	789-1840
Field goal pct	.441	.429
3 point fg-att	301-868	254-801
3-point FG pct	.347	.317
3-pt FG made per game	9.7	8.2
Free throws-att	604-825	491-676
Free throw pct	.732	.726
F-Throws made per game	19.5	15.8
Rebounds	1269	1083
Rebounds per game	40.9	34.9
Rebounding margin	+6.0	-
Assists	455	353
Assists per game	14.7	11.4
Turnovers	337	393
Turnovers per game	10.9	12.7
Turnover margin	+1.8	-
Assist/turnover ratio	1.4	0.9
Steals	224	178
Steals per game	7.2	5.7
Blocks	88	112
Blocks per game	2.8	3.6
Winning streak	1	-
Home win streak	11	-
Attendance	22006	65500
Home games-Avg/Game	14-1572	16-4094
Neutral site-Avg/Game	-	1-1300

Team Results

Date	Opponent		Score	Att.
11/03/2025	vs Queens (NC)	W	81-74	1300
11/07/2025	at George Mason	L	90-96	2933
11/11/2025	at Coastal Carolina	L	66-72	2663
11/15/2025	Mercer	W	105-69	2637
11/18/2025	at Arkansas	L	83-84	19200
11/23/2025	at Jackson St.	W	80-62	506
11/25/2025	at Nebraska	L	73-80	13973
11/29/2025	South Carolina St.	W	101-79	1131
12/02/2025	at LIU	Wot	94-92	403
12/06/2025	Coastal Carolina	L	84-88	1626
12/09/2025	Toccoa Falls	W	111-62	854
12/13/2025	Bob Jones	W	101-55	1031
12/18/2025	at North Dakota	L	88-90	312
12/21/2025	Clinton	W	107-41	1153
12/28/2025	at Texas Tech	L	57-87	12814
12/31/2025	at Longwood	L	70-82	1913
01/03/2026	Gardner-Webb	W	88-77	1234
01/07/2026	Charleston So.	W	81-77	1057
01/10/2026	at USC Upstate	W	71-50	404
01/14/2026	High Point	W	92-75	1956
01/17/2026	at UNC Asheville	W	69-67	1496
01/21/2026	Radford	W	76-75	1551
01/24/2026	at Presbyterian	W	82-72	647
01/31/2026	UNC Asheville	W	84-71	1400
02/04/2026	at Radford	W	80-78	1814
02/07/2026	Longwood	W	79-74	2041
02/12/2026	at Gardner-Webb	W	103-85	355
02/19/2026	USC Upstate	W	68-64	1932
02/21/2026	at High Point	L	87-89	5165
02/26/2026	at Charleston So.	L	84-86	902
02/28/2026	Presbyterian	W	74-70	2403

2025-26 TEAM GAME-BY-GAME



2025-26 Winthrop Men's Basketball Team Game-by-Game All games

Page 1/1
as of Mar 01, 2026

Opponent	Date	Score		Total		3-Pointers		Free throws		Rebounds				PF	A	TO	BLK	STL	PTS	AVG
				FG-FGA	PCT	3FG-3FGA	PCT	FT-FTA	PCT	OFF	DEF	TOT	AVG							
vs Queens (NC)	11/03/2025	81-74	W	24-62	.387	8-25	.320	25-31	.806	16	23	39	39.0	18	12	10	4	11	81	81.0
at George Mason	11/07/2025	90-96	L	26-67	.388	13-39	.333	25-29	.862	11	20	31	35.0	30	12	6	2	8	90	85.5
at Coastal Carolina	11/11/2025	66-72	L	23-59	.390	7-22	.318	13-23	.565	6	22	28	32.7	14	7	8	2	5	66	79.0
Mercer	11/15/2025	105-69	W	34-66	.515	11-25	.440	26-37	.703	13	30	43	35.3	24	13	11	2	9	105	85.5
at Arkansas	11/18/2025	83-84	L	32-67	.478	15-32	.469	4-6	.667	8	22	30	34.2	20	18	10	2	3	83	85.0
at Jackson St.	11/23/2025	80-62	W	30-62	.484	11-30	.367	9-10	.900	11	25	36	34.5	10	20	8	2	7	80	84.2
at Nebraska	11/25/2025	73-80	L	26-69	.377	13-42	.310	8-13	.615	17	31	48	36.4	15	15	11	5	3	73	82.6
South Carolina St.	11/29/2025	101-79	W	38-68	.559	12-32	.375	13-15	.867	15	25	40	36.9	19	23	14	4	11	101	84.9
at LIU	12/02/2025	94-92	Wot	32-69	.464	6-22	.273	24-29	.828	16	21	37	36.9	22	17	10	6	7	94	85.9
Coastal Carolina	12/06/2025	84-88	L	25-65	.385	10-31	.323	24-34	.706	21	26	47	37.9	22	10	9	3	4	84	85.7
Toccoa Falls	12/09/2025	111-62	W	41-75	.547	15-37	.405	14-18	.778	19	37	56	39.5	13	20	12	7	12	111	88.0
Bob Jones	12/13/2025	101-55	W	34-65	.523	10-33	.303	23-28	.821	18	33	51	40.5	14	20	15	7	14	101	89.1
at North Dakota	12/18/2025	88-90	L	24-46	.522	11-22	.500	29-43	.674	8	25	33	39.9	26	18	11	2	2	88	89.0
Clinton	12/21/2025	107-41	W	38-66	.576	14-28	.500	17-26	.654	17	46	63	41.6	12	26	15	2	8	107	90.3
at Texas Tech	12/28/2025	57-87	L	19-60	.317	4-25	.160	15-23	.652	16	18	34	41.1	22	8	15	0	11	57	88.1
at Longwood	12/31/2025	70-82	L	20-62	.323	5-24	.208	25-32	.781	17	18	35	40.7	17	12	8	2	6	70	86.9
Gardner-Webb	01/03/2026	88-77	W	28-62	.452	6-25	.240	26-32	.813	18	31	49	41.2	15	11	8	3	4	88	87.0
Charleston So.	01/07/2026	81-77	W	29-73	.397	4-22	.182	19-31	.613	18	33	51	41.7	20	9	10	4	3	81	86.7
at USC Upstate	01/10/2026	71-50	W	24-62	.387	12-31	.387	11-19	.579	18	31	49	42.1	15	11	12	6	10	71	85.8
High Point	01/14/2026	92-75	W	30-56	.536	10-26	.385	22-33	.667	11	28	39	42.0	19	20	9	3	6	92	86.2
at UNC Asheville	01/17/2026	69-67	W	18-52	.346	9-26	.346	24-30	.800	12	30	42	42.0	24	13	15	1	5	69	85.3
Radford	01/21/2026	76-75	W	26-55	.473	12-26	.462	12-19	.632	8	20	28	41.3	20	16	12	1	7	76	84.9
at Presbyterian	01/24/2026	82-72	W	26-63	.413	5-19	.263	25-35	.714	15	24	39	41.2	18	15	5	2	7	82	84.8
UNC Asheville	01/31/2026	84-71	W	23-51	.451	13-31	.419	25-28	.893	11	24	35	41.0	18	13	12	3	4	84	84.8
at Radford	02/04/2026	80-78	W	29-60	.483	8-27	.296	14-21	.667	9	26	35	40.7	17	18	11	1	9	80	84.6
Longwood	02/07/2026	79-74	W	19-50	.380	6-28	.214	35-40	.875	5	30	35	40.5	27	13	14	2	8	79	84.3
at Gardner-Webb	02/12/2026	103-85	W	32-65	.492	18-35	.514	21-28	.750	15	27	42	40.6	15	25	12	1	11	103	85.0
USC Upstate	02/19/2026	68-64	W	23-54	.426	7-23	.304	15-25	.600	14	31	45	40.7	16	13	14	2	6	68	84.4
at High Point	02/21/2026	87-89	L	32-73	.438	8-27	.296	15-20	.750	18	23	41	40.7	23	12	10	3	6	87	84.5
at Charleston So.	02/26/2026	84-86	L	26-71	.366	10-27	.370	22-34	.647	21	31	52	41.1	21	8	13	3	10	84	84.5
Presbyterian	02/28/2026	74-70	W	21-57	.368	8-26	.308	24-33	.727	11	25	36	40.9	21	7	7	1	7	74	84.2
Total		2609		852-1932	.441	301-868	.347	604-825	.732	433	836	1269	40.9	587	455	337	88	224	2609	84.2
Opponents		2323		789-1840	.429	254-801	.317	491-676	.726	311	772	1083	34.9	691	353	393	112	178	2323	74.9

Winthrop Averages

Games Played	Points/game	FG Pct	3FG Pct	FT Pct	Rebounds/game	Assists/game	Turnovers/game	Assist/Turnover ratio	Steals/game	Blocks/game
31	84.2	44.1	34.7	73.2	40.9	14.7	10.9	1.4	7.2	2.8

2025-26 BIG SOUTH ONLY STATS



2025-26 Winthrop Men's Basketball Combined Team Statistics In Conference games

Page 1/1
as of Feb 28, 2026

Game Records

Record	Overall	Home	Away	Neutral
ALL GAMES	13-3	8-0	5-3	0-0
CONFERENCE	13-3	8-0	5-3	0-0
NON-CONFERENCE	0-0	0-0	0-0	0-0

Score by Periods

Team	1st	2nd	OT	TOT
Winthrop	613	675	0	1288
Opponents	540	652	0	1192

Team Box Score

No.	Player	Total			3-Point		F-Throw		Rebounds				Other Stats									
		GP-GS	MIN	AVG	FG-FGA	FG%	3FG-3FGA	3FG%	FT-FTA	FT%	OFF	DEF	TOT	AVG	PF	DQ	A	TO	BLK	STL	PTS	AVG
51	DUNCOMB, Logan	15-15	420:20	28.0	102-176	.580	0-2	.000	115-151	.762	56	98	154	10.3	35	0	35	35	11	15	319	21.3
11	CLOUET, Kody	16-16	519:54	32.5	76-163	.466	50-114	.439	47-54	.870	17	75	92	5.8	28	0	18	13	3	14	249	15.6
2	ROZIER, Kareem	16-16	486:50	30.4	72-189	.381	44-122	.361	30-40	.750	4	34	38	2.4	36	0	48	15	0	22	218	13.6
7	BERRY, Daylen	10-5	208:12	20.8	19-59	.322	8-29	.276	22-34	.647	7	16	23	2.3	17	0	15	9	3	14	68	6.8
15	KAMARAD, Tommy	15-11	313:44	20.9	35-85	.412	7-33	.212	21-28	.750	20	38	58	3.9	37	1	17	15	5	12	98	6.5
3	MEO, Josh	16-0	308:13	19.3	25-76	.329	15-41	.366	24-39	.615	12	28	40	2.5	23	0	16	13	0	5	89	5.6
25	HENDAWY, Seifeldin	16-2	257:29	16.1	26-79	.329	5-29	.172	28-34	.824	22	50	72	4.5	34	2	15	17	5	3	85	5.3
1	WILSON, Isaiah	16-14	358:00	22.4	20-68	.294	5-29	.172	20-32	.625	5	23	28	1.8	45	2	46	25	1	13	65	4.1
23	NNAMOKO, Edward	16-1	169:26	10.6	17-32	.531	0-1	.000	23-32	.719	22	20	42	2.6	31	0	3	13	6	1	57	3.6
4	BOYOGUENO, Pharell	13-0	124:60	9.6	11-30	.367	7-23	.304	3-10	.300	4	13	17	1.3	11	0	3	0	3	10	32	2.5
21	HAMILTON, Tai	5-0	30:51	6.2	3-8	.375	0-0	.000	2-6	.333	10	2	12	2.4	9	0	0	3	1	0	8	1.6
8	CHRISTY, Cam	2-0	01:11	0.6	0-1	.000	0-0	.000	0-0	.000	0	0	0	0.0	0	0	0	0	0	0	0	0.0
22	HARRISON, Henry	2-0	00:50	0.4	0-0	.000	0-0	.000	0-0	.000	0	0	0	0.0	0	0	0	0	0	0	0	0.0
Team											42	35	77				14					
Total		16	3200		406-966	.420	141-423	.333	335-460	.728	221	432	653	40.8	306	5	216	172	38	109	1288	80.5
Opponents		16	3200		404-939	.430	118-401	.294	266-374	.711	163	406	569	35.6	390	16	169	194	65	88	1192	74.5

Team Statistics

	WIN	OPP
Scoring	1288	1192
Points per game	80.5	74.5
Scoring margin	+6.0	-
Field goals-att	406-966	404-939
Field goal pct	.420	.430
3 point fg-att	141-423	118-401
3-point FG pct	.333	.294
3-pt FG made per game	8.8	7.4
Free throws-att	335-460	266-374
Free throw pct	.728	.711
F-Throws made per game	20.9	16.6
Rebounds	653	569
Rebounds per game	40.8	35.6
Rebounding margin	+5.3	-
Assists	216	169
Assists per game	13.5	10.6
Turnovers	172	194
Turnovers per game	10.8	12.1
Turnover margin	+1.4	-
Assist/turnover ratio	1.3	0.9
Steals	109	88
Steals per game	6.8	5.5
Blocks	38	65
Blocks per game	2.4	4.1
Winning streak	1	-
Home win streak	8	-
Attendance	13574	12696
Home games-Avg/Game	8-1697	8-1587
Neutral site-Avg/Game	-	0-0

Team Results

Date	Opponent		Score	Att.
12/31/2025	at Longwood	L	70-82	1913
01/03/2026	Gardner-Webb	W	88-77	1234
01/07/2026	Charleston So.	W	81-77	1057
01/10/2026	at USC Upstate	W	71-50	404
01/14/2026	High Point	W	92-75	1956
01/17/2026	at UNC Asheville	W	69-67	1496
01/21/2026	Radford	W	76-75	1551
01/24/2026	at Presbyterian	W	82-72	647
01/31/2026	UNC Asheville	W	84-71	1400
02/04/2026	at Radford	W	80-78	1814
02/07/2026	Longwood	W	79-74	2041
02/12/2026	at Gardner-Webb	W	103-85	355
02/19/2026	USC Upstate	W	68-64	1932
02/21/2026	at High Point	L	87-89	5165
02/26/2026	at Charleston So.	L	84-86	902
02/28/2026	Presbyterian	W	74-70	2403

WINTHROP BASKETBALL

↳ TRADITION RICH PROGRAM ↵

-NCAA D1 Member since 1985-

- 13 Big South Conference Championships (most in conference history)
- 11 NCAA Tournament Appearances and 12 total berths to the NCAA Tournament (won 2020 championship but no tournament due to COVID-19)
- Most 20-win seasons in Big South history (15)
- Eight seasons with 23 or more wins and a Big South record 29 wins in 2006-07
- Following the 29-win season the Eagles finished in the Top 25 Poll, ranked 22nd in both the AP and USA Today/ESPN Coaches
- Most wins all-time by Big South member (701) and most league wins all-time (374)
- Only Big South member to earn an 11 or 12 seed in NCAA Tournament and 1-of-2 in the league to earn a 13 and 14 seed
- First Big South member to win an NCAA Tournament game (defeated 6th seeded Notre Dame 74-64 in 2007)
- Big South record 57 conference tournament wins
- Big South record 19 conference championship game appearances
- 24 winning seasons out of 37 NCAA D1 seasons
- Notable Non-Conference Wins (ACC-Clemson (2), Georgia Tech, Miami, Wake Forest/Big East- Providence, Marquette, Notre Dame/Big 10-Illinois/Big 12-Missouri/PAC 12-Washington/SEC-Georgia, Mississippi State, Auburn/Mid-Majors-ODU, Missouri State, Saint Mary's (Ca.), MTSU, at Little Rock/Independent-Miami)
- Three AP All-America selections (Greg Lewis, Keon Johnson, Xavier Cooks)
- 53 All-League selections, 40 All-Tournament Team selections
- Eagles have two of the Top 5 winningest coaches in the history of the league as Gregg Marshall has 194 (2nd) and Pat Kelsey currently has 186 (4th)
- Both are also in the Top 4 for conference wins all-time as Kelsey has 110 (2nd) and Marshall is 4th with 104



WINTHROP
B A S K E T B A L L



#0

Kaleb Evans

Guard / 6-4 / 190 / Fr.
Lexington, S.C.

(Moravian Prep/YNG Dreamerz)

EXTRA DRIBBLE

- Did not play in the opener
- Played travel ball with YNG Dreamerz

CAREER HIGHS

Points	n/a
Minutes	n/a
FGM	n/a
FGA	n/a
3PTFGM	n/a
3PTFGA	n/a
FTM	n/a
FTA	n/a
Rebounds	n/a
Assists	n/a
Blocks	n/a
Steals	n/a
Turnovers	n/a

BIG SOUTH

Points	n/a
Minutes	n/a
FGM	n/a
FGA	n/a
3PTFGM	n/a
3PTFGAs	n/a
FTM	n/a
FTA	n/a
Rebounds	n/a
Assists	n/a
Blocks	n/a
Steals	n/a
Turnovers	n/a



#1

Isaiah Wilson

Guard / 6-1 / 170 / Sr.
Pittsburgh, Pa.
(Richmond)

EXTRA DRIBBLE

- Averaging 3.5 ppg, 2.5 rpg in two meetings with Charleston Southern this season
- Strong performance in the win vs. Longwood with nine points, 5 assists (no turnovers) and over the last three games he had 10 assists to two turnovers
- In games he's had five or more assists he's totaled 37 assists to 7 turnovers (seven games)
- Has 20 multi-assist games on the season and 16 of three or more
- Led the team with five assists in the loss at George Mason, his 9th game as an Eagle with 4+ in a game
- Last season he came off the bench in all 16 conference games averaging 2.4 ppg, 1.0 rpg and 1.8 apg last season
- In 2024-25 he had 14 games with multiple assists and 10 games with three or more
- Missed most of 2023-24 with an injury after missing most of 2022-23
- Played five games in 2024-25 before the injury and played in seven games in 2022-23
- Transferred from Richmond after two seasons
- As a sophomore he appeared in 33 games for the Spiders with 15 starts for a team that won the Atlantic-10 Championship and advanced in the NCAA Tournament
- Played last two years of high school for First Love Christian Academy, leading the team to a 2020 National Christian School Athletic Association national championship semifinals
- No. 5 recruit in Pennsylvania's Class of 2020 by 247Sports.com / No. 35 point guard recruit in Class of 2020 by 247Sports.com
- Began high school career at North Catholic, helping them to Western Pennsylvania Interscholastic Athletic League titles in 2016 and 2017

CAREER HIGHS

Points	12	Gardner-Webb (1/3/26)
Minutes	37	at Mercer (11/19/22)
FGM	4	three times
FGA	8	Longwood (2/7/26)
3PTFGM	2	five times
3PTFGA	4	two times
FTM	7	at Mercer (11/19/22)
FTA	8	at Mercer (11/19/22)
Rebounds	6	at Drake (11/20/21)
Assists	7	Radford (1/21/26)
Blocks	2	vs. Eastern Michigan (11/23/22)
Steals	4	two times
Turnovers	4	four times

BIG SOUTH

Points	12	Gardner-Webb (1/3/26)
Minutes	27	Gardner-Webb (1/3/26)
FGM	4	two times
FGA	8	Longwood (2/7/26)
3PTFGM	2	at USC Upstate (1/10/26)
3PTFGAs	4	two times
FTM	5	Longwood (2/7/26)
FTA	6	Longwood (2/7/26)
Rebounds	5	Charleston Sou. (1/15/25)
Assists	7	Radford (1/21/26)
Blocks	1	at USC Upstate (1/10/26)
Steals	3	at USC Upstate (1/10/26)
Turnovers	4	two times

#1 WILSON, Isaiah

Opponent	Date	GS	MIN	Total		3-Pointers		Free throws		Rebounds			PF	A	TO	BLK	STL	PTS	AVG		
				FG-FGA	PCT	3FG-3FGA	PCT	FT-FTA	PCT	OFF	DEF	TOT								AVG	
vs Queens (NC)	11/03/2025	*	20:53	1-2	.500	0-0	.000	3-4	.750	0	3	3	3.0	2	3	3	0	3	5	5.0	
at George Mason	11/07/2025	*	18:36	0-4	.000	0-1	.000	2-2	1.000	1	1	2	2.5	2	5	0	0	1	2	3.5	
at Coastal Carolina	11/11/2025	*	24:08	1-5	.200	0-2	.000	0-0	.000	0	1	1	2.0	3	0	0	0	1	2	3.0	
at Mercer	11/15/2025	*	14:11	2-4	.500	1-3	.333	0-0	.000	0	0	0	1.5	2	1	1	0	1	5	3.5	
at Arkansas	11/18/2025	*	12:19	0-2	.000	0-1	.000	0-0	.000	0	0	0	1.2	1	2	2	0	0	0	2.8	
at Jackson St.	11/23/2025	*	19:29	1-3	.333	0-2	.000	0-0	.000	0	1	1	1.2	1	1	0	0	0	2	2.7	
at Nebraska	11/25/2025	*	13:33	1-2	.500	0-1	.000	0-0	.000	0	0	0	1.0	0	1	2	1	1	2	2.6	
South Carolina St.	11/29/2025	*	10:28	0-1	.000	0-1	.000	2-2	1.000	0	1	1	1.0	3	3	2	1	0	2	2.5	
at LIU	12/02/2025	*	13:29	2-2	.000	0-0	.000	2-3	.667	0	2	2	1.1	1	3	2	0	0	2	2.4	
Coastal Carolina	12/06/2025	*	19:13	2-3	.667	0-0	.000	1-1	1.000	0	1	1	1.1	4	3	0	0	1	5	2.7	
Toccoa Falls	12/09/2025	*	18:14	3-5	.600	0-2	.000	1-1	1.000	0	1	1	1.1	2	3	2	0	4	7	3.1	
Bob Jones	12/13/2025	*	18:44	0-3	.000	0-1	.000	0-0	.000	0	1	1	1.1	2	3	2	0	4	0	2.8	
at North Dakota	12/18/2025	*	16:50	0-1	.000	0-0	.000	0-2	.000	0	1	1	1.1	3	6	1	0	0	0	2.6	
Clinton	12/21/2025	*	18:12	3-6	.500	1-2	.500	0-0	.000	0	2	2	1.1	0	3	2	0	1	7	2.9	
at Texas Tech	12/28/2025	*	12:20	1-3	.333	1-2	.500	0-0	.000	0	1	1	1.1	2	1	1	0	1	3	2.9	
at Longwood	12/31/2025	*	08:53	0-3	.000	0-1	.000	2-2	1.000	0	0	0	1.1	1	0	0	0	1	2	2.9	
Gardner-Webb	01/03/2026	*	26:55	4-6	.667	0-2	.000	4-5	.800	1	2	3	1.2	2	5	2	0	1	12	3.4	
Charleston So.	01/07/2026	*	28:04	2-6	.333	1-2	.500	0-0	.000	0	3	3	1.3	2	4	1	0	1	5	3.5	
at USC Upstate	01/10/2026	*	23:42	4-6	.667	2-4	.500	0-1	.000	1	1	2	1.3	2	1	1	1	3	10	3.8	
High Point	01/14/2026	*	16:27	0-1	.000	0-1	.000	1-2	.500	0	0	0	1.3	5	2	4	0	0	1	3.7	
at UNC Asheville	01/17/2026	*	26:42	0-4	.000	0-2	.000	3-4	.750	1	4	5	1.4	5	4	3	0	1	3	3.7	
Radford	01/21/2026	*	27:31	0-3	.000	0-1	.000	0-2	.000	0	3	3	1.5	3	7	3	0	0	0	3.5	
at Presbyterian	01/24/2026	*	23:49	1-6	.167	0-2	.000	0-2	.000	1	0	1	1.5	3	5	0	0	0	2	3.4	
UNC Asheville	01/31/2026	*	23:05	2-3	.667	0-1	.000	0-0	.000	0	2	2	1.5	2	0	2	0	2	4	3.5	
at Radford	02/04/2026	*	26:27	1-4	.250	1-2	.500	0-0	.000	0	4	4	1.6	2	2	2	0	2	3	3.4	
Longwood	02/07/2026	*	22:51	2-8	.250	0-4	.000	5-6	.833	0	1	1	1.6	2	5	0	0	0	9	3.7	
at Gardner-Webb	02/12/2026	*	17:22	0-3	.000	0-2	.000	0-0	.000	0	0	0	1.5	3	3	0	0	0	0	3.5	
USC Upstate	02/19/2026	*	27:54	2-5	.400	1-2	.500	0-0	.000	0	1	1	1.5	2	4	4	0	1	5	3.6	
at High Point	02/21/2026	*	24:43	2-6	.333	0-3	.000	2-2	1.000	0	0	0	1.4	4	3	1	0	1	6	3.7	
at Charleston So.	02/26/2026	*	20:07	0-3	.000	0-0	.000	2-4	.500	1	1	2	1.5	4	1	1	0	0	2	3.6	
Presbyterian	02/28/2026	*	13:29	0-1	.000	0-0	.000	1-2	.500	0	1	1	1.5	3	0	1	0	0	1	3.5	
Totals			28	608:38	35-114	.307	8-47	.170	31-47	.660	6	39	45	1.5	73	84	45	3	31	109	3.5

Player Averages

Games Played	Minutes/game	Points/game	FG Pct	3FG Pct	FT Pct	Rebounds/game	Assists/game	Turnovers/game	Assist/Turnover ratio	Steals/game	Blocks/game
31	19.6	3.5	30.7	17.0	66.0	1.5	2.7	1.5	1.9	1.0	0.1

SEASON	TEAM	GP-GS	MIN/AVG	Field Goals		3-Point		F-Throws		Rebounds				Scoring						
				FG-FGA	FG%	3FG-3FGA	3FG%	FT-FTA	FT%	OFF	DEF	TOT	AVG	PF-FO	A	TO	BLK	STL	PTS	AVG
2020-21	UR	20-2	156/7.8	10-25	.400	5-11	.455	10-19	.526	6	13	19	1.0	24-0	8	11	0	8	35	1.8
2021-22	UR	33-15	486/14.7	25-78	.321	9-37	.243	18-29	.621	7	30	37	1.1	63-2	22	29	1	19	77	2.3
2022-23	Win	7-6	158/22.6	9-24	.375	5-10	.500	16-24	.667	0	12	12	1.7	23-2	15	20	2	7	39	5.6
2024-25	Win	33-0	390/11.8	18-48	.375	8-23	.348	22-31	.710	3	25	28	0.8	52-0	66	32	1	19	66	2.0
2025-26	Win	31-28	609/19.6	35-114	.307	8-47	.170	31-47	.660	6	39	45	1.5	73-2	84	45	3	31	109	3.5
TOTAL FOR Win		71-34	1157/16.3	62-186	.333	21-80	.263	69-102	.676	9	76	85	1.2	148-4	165	97	6	57	214	3.0
TOTAL		124-51	1799/14.5	97-289	.336	35-128	.273	97-150	.647	22	119	141	1.1	235-6	195	137	7	84	326	2.6



#2

Kareem Rozier

Guard / 5-9 / 160 / Sr.
Detroit, Mich.
(Dukes)

EXTRA DRIBBLE

- Named Big South Co-Player of the Week after his 33 point performance at Gardner-Webb as he connected on nine threes in the game
- The nine threes are the 4th most in a single-game by an Eagle and tied for the 4th most among NCAA DI players this season
- Since his game with nine threes (9-of-15) he's 4-for-19 behind the arc in the last three games and a total of 10-for-34 from the floor
- In two games against the Bucs this season he's averaging 10.0 ppg, 4.5 rpg and shooting just 23 percent
- Has at least one steal in eight straight games (16 total in that span) and 19 of the last 20
- Ranked 7th nationally in assist/turnover ratio (3.71)
- Ranked 6th in the league in assists, 17th in scoring and tied for 2nd in threes per game (2.87)
- Became the 22nd Eagle to hit 70 or more threes in a single-season and the 8th to reach 80
- Tied career-high seven assists vs. Toccoa Falls, second time he's matched that number this year
- Posted a career-high 23 points in the loss at Arkansas as he knocked down a career-best seven threes
- Transferred from Duquesne after three seasons with the Dukes
- Averaged 6.7 ppg and 3.3 while finishing 10th in the nation with a 3.09 assist/turnover ratio
- Was one of five Dukes last season to appear in all 32 games
- Four-year starter at Orchard Lake St. Mary's where he led the team to a 20-5 record as a senior and averaged 16.9 points, 8.2 assists and 6.5 rebounds
- 2022 Associated Press All-State First Team selection

CAREER HIGHS

Points	33	at Gardner-Webb (2/12/26)
Minutes	38	Princeton (11/15/23)
FGM	11	at Gardner-Webb (2/12/26)
FGA	18	two times
3PTFGM	9	at Gardner-Webb (2/12/26)
3PTFGA	15	at Gardner-Webb (2/12/26)
FTM	8	two times
FTA	10	George Mason (3/1/25)
Rebounds	8	Coastal Carolina (12/6/25)
Assists	8	High Point (1/14/26)
Blocks	1	five times
Steals	5	at Richmond (2/5/25)
Turnovers	4	Fordham (2/19/25)

BIG SOUTH

Points	33	at Gardner-Webb (2/12/26)
Minutes	35	Gardner-Webb (1/3/26)
FGM	11	at Gardner-Webb (2/12/26)
FGA	18	at Gardner-Webb (2/12/26)
3PTFGM	9	at Gardner-Webb (2/12/26)
3PTFGAs	15	at Gardner-Webb (2/12/26)
FTM	8	Longwood (2/7/26)
FTA	8	Longwood (2/7/26)
Rebounds	6	Gardner-Webb (1/3/26)
Assists	8	High Point (1/14/26)
Blocks	n/a	
Steals	2	three times
Turnovers	2	three times

#2 ROZIER, Kareem

Opponent	Date	GS	MIN	Total			3-Pointers		Free throws		Rebounds				PF	A	TO	BLK	STL	PTS	AVG
				FG-FGA	PCT	3FG-3FGA	PCT	FT-FTA	PCT	OFF	DEF	TOT	AVG								
vs Queens (NC)	11/03/2025	*	31:14	2-12	.167	0-5	.000	4-4	1.000	0	2	2	2.0	1	7	0	0	3	8	8.0	
at George Mason	11/07/2025	*	32:07	4-13	.308	3-10	.300	1-2	.500	0	1	1	1.5	2	3	2	0	3	12	10.0	
at Coastal Carolina	11/11/2025	*	30:40	5-11	.455	3-7	.429	0-0	.000	0	1	1	1.3	1	4	1	0	3	13	11.0	
Mercer	11/15/2025	*	24:11	7-13	.538	4-7	.571	2-3	.667	0	2	2	1.5	1	4	0	0	2	20	13.3	
at Arkansas	11/18/2025	*	30:56	8-11	.727	7-10	.700	0-0	.000	0	2	2	1.6	3	5	1	0	0	23	15.2	
at Jackson St.	11/23/2025	*	24:57	3-8	.375	3-7	.429	0-0	.000	0	2	2	1.7	1	4	0	0	1	9	14.2	
at Nebraska	11/25/2025	*	29:48	4-14	.286	4-10	.400	2-2	1.000	0	2	2	1.7	1	1	1	0	0	14	14.1	
South Carolina St.	11/29/2025	*	25:52	5-9	.556	3-6	.500	2-2	1.000	0	3	3	1.9	1	6	0	0	3	15	14.3	
at LIU	12/02/2025	*	35:02	4-17	.235	3-12	.250	2-2	1.000	0	1	1	1.8	3	4	2	0	0	13	14.1	
Coastal Carolina	12/06/2025	*	34:00	6-18	.333	4-10	.400	3-4	.750	2	6	8	2.4	1	2	1	0	0	19	14.6	
Toccoa Falls	12/09/2025	*	20:21	4-6	.667	4-6	.667	0-0	.000	0	0	0	2.2	1	7	0	0	1	12	14.4	
Bob Jones	12/13/2025	*	19:11	1-6	.167	1-6	.167	2-2	1.000	0	1	1	2.1	2	4	3	0	1	5	13.6	
at North Dakota	12/18/2025	*	29:42	3-11	.273	2-5	.400	0-0	.000	0	3	3	2.2	2	5	1	0	1	8	13.2	
at Texas Tech	12/28/2025	*	27:40	4-9	.444	1-6	.167	2-3	.667	0	0	0	2.0	4	0	1	0	2	11	13.0	
at Longwood	12/31/2025	*	31:07	3-11	.273	2-6	.333	0-0	.000	0	1	1	1.9	3	3	2	0	1	8	12.7	
Gardner-Webb	01/03/2026	*	34:40	4-16	.250	1-8	.125	2-2	1.000	0	6	6	2.2	0	1	1	0	1	11	12.6	
Charleston So.	01/07/2026	*	33:35	4-14	.286	1-6	.167	3-7	.429	2	3	5	2.4	1	1	1	0	1	12	12.5	
at USC Upstate	01/10/2026	*	30:20	9-15	.600	6-9	.667	0-0	.000	0	3	3	2.4	3	2	0	0	2	24	13.2	
High Point	01/14/2026	*	33:24	2-7	.286	2-6	.333	3-4	.750	0	2	2	2.4	4	8	0	0	1	9	12.9	
at UNC Asheville	01/17/2026	*	21:17	3-7	.429	1-5	.200	0-0	.000	0	0	0	2.3	2	1	2	0	1	7	12.7	
Radford	01/21/2026	*	33:39	7-8	.875	6-7	.857	0-0	.000	0	2	2	2.2	2	2	2	0	1	20	13.0	
at Presbyterian	01/24/2026	*	31:11	4-11	.364	3-8	.375	3-4	.750	0	1	1	2.2	3	5	0	0	0	14	13.0	
UNC Asheville	01/31/2026	*	29:12	5-12	.417	5-11	.455	2-2	1.000	0	1	1	2.1	1	3	0	0	1	17	13.2	
at Radford	02/04/2026	*	26:06	5-13	.385	2-7	.286	1-2	.500	0	1	1	2.1	4	2	1	0	2	13	13.2	
Longwood	02/07/2026	*	30:20	0-7	.000	0-7	.000	8-8	1.000	0	5	5	2.2	2	1	1	0	2	8	13.0	
at Gardner-Webb	02/12/2026	*	32:58	11-18	.611	9-15	.600	2-2	1.000	1	3	4	2.3	0	4	2	0	4	33	13.8	
USC Upstate	02/19/2026	*	26:39	3-6	.500	0-3	.000	2-5	.400	0	2	2	2.3	3	1	1	0	1	8	13.6	
at High Point	02/21/2026	*	27:39	4-11	.364	2-7	.286	1-1	1.000	0	1	1	2.2	3	3	0	0	1	11	13.5	
at Charleston So.	02/26/2026	*	30:49	3-17	.176	2-9	.222	0-0	.000	1	3	4	2.3	1	5	2	0	1	8	13.3	
Presbyterian	02/28/2026	*	33:56	5-16	.313	2-8	.250	3-3	1.000	0	0	0	2.2	4	6	0	0	2	15	13.3	
Totals			30	882:31	132-347	.380	86-229	.376	50-64	.781	6	60	66	2.2	60	104	28	0	42	400	13.3

Player Averages

Games Played	Minutes/game	Points/game	FG Pct	3FG Pct	FT Pct	Rebounds/game	Assists/game	Turnovers/game	Assist/Turnover ratio	Steals/game	Blocks/game
30	29.4	13.3	38.0	37.6	78.1	2.2	3.5	0.9	3.7	1.4	0.0

SEASON	TEAM	GP-GS	MIN/AVG	Field Goals		3-Point		F-Throws		Rebounds				Scoring						
				FG-FGA	FG%	3FG-3FGA	3FG%	FT-FTA	FT%	OFF	DEF	TOT	AVG	PF-FO	A	TO	BLK	STL	PTS	AVG
2022-23	DU	32-0	503/15.7	41-108	.380	18-46	.391	25-31	.806	12	27	39	1.2	49-1	68	25	2	22	125	3.9
2023-24	DU	37-21	902/24.4	68-175	.389	37-97	.381	21-26	.808	9	56	65	1.8	62-1	87	37	2	30	194	5.2
2024-25	DU	32-10	850/26.6	68-203	.335	35-111	.315	44-62	.710	7	54	61	1.9	66-0	105	34	1	34	215	6.7
2025-26	Win	30-30	883/29.4	132-347	.380	86-229	.376	50-64	.781	6	60	66	2.2	60-0	104	28	0	42	400	13.3
TOTAL FOR Win		30-30	883/29.4	132-347	.380	86-229	.376	50-64	.781	6	60	66	2.2	60-0	104	28	0	42	400	13.3
TOTAL		131-61	3138/24.0	309-833	.371	176-483	.364	140-183	.765	34	197	231	1.8	237-2	364	124	5	128	934	7.1



#3

Josh Meo

Guard / 6-4 / 195 / Sr.
Orlando, Fla.
(Coastal Carolina)

EXTRA DRIBBLE

- Back-to-back games with seven points and is averaging 6.0 ppg, 2.8 rpg in the last eight games
- Had six points in the first meeting with the Bucs and has eight games in league play with six or more points
- Solid production off the bench in first meeting with Radford as he had five points, two rebounds and three assists
- 10 minutes or more off the bench in 28-of-29 games (13 games with 20 or more minutes)
- Team is 9-0 in games he has multiple assists
- Has two double-figure scoring games off the bench with a season-high 18 points against Mercer as he was 8-for-9 at the foul line (both career-highs) and 17 points at George Mason
- Transfer from Coastal Carolina where he played in 32 games with 31 starts in 2024-25
- Last season he led Coastal in total assists, was second in steals and fourth in scoring at 8.5 per game
- Dropped in a career-best 20 points against James Madison on Feb. 15, 2025
- Posted 15 games in double-figures at Coastal
- Had previous stops at St. Petersburg College (2022-23) and Mineral Area College (2023-24)

CAREER HIGHS

Points	20	James Madison (2/15/25)
Minutes	39	James Madison (2/15/25)
FGM	7	James Madison (2/15/25)
FGA	16	at Old Dominion (1/25/25)
3PTFGM	4	Georgia State (2/26/25)
3PTFGA	7	two times
FTM	8	Mercer (11/15/25)
FTA	9	Mercer (11/15/25)
Rebounds	8	two times
Assists	7	two times
Blocks	n/a	
Steals	2	four times
Turnovers	3	four times

BIG SOUTH

Points	11	at Radford (2/4/26)
Minutes	27	at UNC Asheville (1/17/26)
FGM	3	Charleston Southern (1/7/26)
FGA	8	Charleston Southern (1/7/26)
3PTFGM	2	three times
3PTFGAs	5	at USC Upstate (1/10/26)
FTM	4	Longwood (2/7/26)
FTA	5	Longwood (2/7/26)
Rebounds	7	Gardner-Webb (1/3/26)
Assists	3	Radford (1/21/26)
Blocks	n/a	
Steals	1	four times
Turnovers	3	two times


#3 MEO, Josh

Opponent	Date	GS	MIN	Total		3-Pointers		Free throws		Rebounds				PF	A	TO	BLK	STL	PTS	AVG	
				FG-FGA	PCT	3FG-3FGA	PCT	FT-FTA	PCT	OFF	DEF	TOT	AVG								
vs Queens (NC)	11/03/2025		10:22	0-3	.000	0-1	.000	0-0	.000	0	0	0	0.0	0	0	0	0	1	0	0.0	
at George Mason	11/07/2025		21:27	6-10	.600	2-5	.400	3-3	1.000	2	2	4	2.0	2	1	1	0	0	17	8.5	
at Coastal Carolina	11/11/2025		25:56	3-6	.500	1-3	.333	0-0	.000	0	1	1	1.7	2	0	1	0	0	7	8.0	
Mercer	11/15/2025		17:55	5-6	.833	0-0	.000	8-9	.889	0	3	3	2.0	4	1	1	0	2	18	10.5	
at Arkansas	11/18/2025		16:56	1-5	.200	0-2	.000	2-2	1.000	0	1	1	1.8	0	0	1	0	0	4	9.2	
at Jackson St.	11/23/2025		15:45	2-5	.400	1-2	.500	0-0	.000	0	5	5	2.3	0	3	1	0	0	5	8.5	
at Nebraska	11/25/2025		13:42	0-4	.000	0-2	.000	0-0	.000	0	3	3	2.4	0	1	0	0	0	0	7.3	
South Carolina St.	11/29/2025		21:35	3-4	.750	0-1	.000	0-1	.000	0	2	2	2.4	1	3	1	0	1	6	7.1	
at LIU	12/02/2025		21:01	1-7	.143	0-0	.000	0-0	.000	2	3	5	2.7	3	0	0	0	1	2	6.6	
Coastal Carolina	12/06/2025		14:20	1-7	.143	0-4	.000	3-4	.750	0	1	1	2.5	0	0	0	0	1	5	6.4	
Toccoa Falls	12/09/2025		20:05	3-7	.429	1-4	.250	0-0	.000	0	4	4	2.6	3	2	2	0	0	7	6.5	
Bob Jones	12/13/2025		19:44	2-5	.400	2-5	.400	1-2	.500	0	3	3	2.7	1	2	0	1	0	7	6.5	
at North Dakota	12/18/2025		22:54	2-5	.400	1-4	.250	3-5	.600	0	1	1	2.5	1	0	0	0	0	8	6.6	
Clinton	12/21/2025		23:08	1-2	.500	0-1	.000	0-0	.000	2	5	7	2.9	0	5	0	0	1	2	6.3	
at Texas Tech	12/28/2025		08:42	0-4	.000	0-3	.000	1-2	.500	0	0	0	2.7	0	0	1	0	0	1	5.9	
at Longwood	12/31/2025		16:02	2-4	.500	2-3	.667	0-0	.000	0	0	0	2.5	1	1	0	0	0	6	5.9	
Gardner-Webb	01/03/2026		19:27	1-2	.500	1-2	.500	3-4	.750	2	5	7	2.8	1	1	1	0	1	6	5.9	
Charleston So.	01/07/2026		15:56	3-8	.375	0-2	.000	0-0	.000	0	0	0	2.6	1	1	1	0	1	6	5.9	
at USC Upstate	01/10/2026		19:08	2-7	.286	2-5	.400	0-2	.000	1	2	3	2.6	1	1	3	0	1	6	5.9	
High Point	01/14/2026		20:20	1-3	.333	1-2	.500	0-0	.000	2	1	3	2.7	1	0	0	0	0	3	5.8	
at UNC Asheville	01/17/2026		27:18	2-5	.400	2-4	.500	3-4	.750	0	1	1	2.6	3	2	3	0	0	9	6.0	
Radford	01/21/2026		19:44	2-5	.400	1-4	.250	0-0	.000	1	1	2	2.5	2	3	0	0	0	5	5.9	
at Presbyterian	01/24/2026		20:31	0-2	.000	0-0	.000	0-1	.000	0	2	2	2.5	2	1	0	0	1	0	5.7	
UNC Asheville	01/31/2026		13:06	0-1	.000	0-1	.000	2-4	.500	0	3	3	2.5	1	0	0	0	0	2	5.5	
at Radford	02/04/2026		25:45	2-8	.250	1-5	.200	6-8	.750	2	0	2	2.5	0	2	2	0	0	11	5.7	
Longwood	02/07/2026		21:34	2-5	.400	2-5	.400	4-5	.800	0	3	3	2.5	4	0	1	0	0	10	5.9	
at Gardner-Webb	02/12/2026		20:52	2-7	.286	1-3	.333	1-4	.250	0	3	3	2.6	0	2	0	0	0	6	5.9	
USC Upstate	02/19/2026		18:23	1-3	.333	0-1	.000	0-0	.000	2	3	5	2.6	1	1	0	0	0	2	5.8	
at High Point	02/21/2026		14:32	1-4	.250	1-2	.500	0-1	.000	0	1	1	2.6	3	1	1	0	0	3	5.7	
at Charleston So.	02/26/2026		18:06	2-6	.333	0-0	.000	3-4	.750	1	3	4	2.6	1	0	0	0	0	7	5.7	
Presbyterian	02/28/2026		17:29	2-6	.333	1-2	.500	2-2	1.000	1	0	1	2.6	1	0	1	0	1	7	5.7	
Totals			0	581:46	55-156	.353	23-78	.295	45-67	.672	18	62	80	2.6	40	34	22	1	12	178	5.7

Player Averages

Games Played	Minutes/game	Points/game	FG Pct	3FG Pct	FT Pct	Rebounds/game	Assists/game	Turnovers/game	Assist/Turnover ratio	Steals/game	Blocks/game
31	18.8	5.7	35.3	29.5	67.2	2.6	1.1	0.7	1.5	0.4	0.0

SEASON	TEAM	GP-GS	MIN/AVG	Field Goals		3-Point		F-Throws		Rebounds				Scoring						
				FG-FGA	FG%	3FG-3FGA	3FG%	FT-FTA	FT%	OFF	DEF	TOT	AVG	PF-FO	A	TO	BLK	STL	PTS	AVG
2024-25	CCU	32-31	1016/31.7	94-251	.375	36-112	.321	49-67	.731	13	79	92	2.9	68-1	69	33	0	18	273	8.5
2025-26	Win	31-0	582/18.8	55-156	.353	23-78	.295	45-67	.672	18	62	80	2.6	40-0	34	22	1	12	178	5.7
TOTAL FOR Win		31-0	582/18.8	55-156	.353	23-78	.295	45-67	.672	18	62	80	2.6	40-0	34	22	1	12	178	5.7
TOTAL		63-31	1598/25.4	149-407	.366	59-190	.311	94-134	.701	31	141	172	2.7	108-1	103	55	1	30	451	7.2



#4

Pharrell Boyogueno

Guard / 6-6 / 215 / Sr.
Greenville, S.C.
(Gardner-Webb)

EXTRA DRIBBLE

- Tied a career-high with four steals in the last game and now has seven steals over the last three games
- Did not play vs. USC Upstate and at High Point but returned at Charleston Southern and had a rebound/steal (4 mins)
- He now has at least one steal in four straight games he's appeared
- Off the bench in 28 games and has at least one three in 17 games and 3 or more rebounds in 9 games
- Last season at Gardner-Webb he averaged 8.8 ppg, 4.9 rpg in Big South play
- Had one of his more productive games on the season with eight points, six rebounds and an assist
- Made some key contributions offensively and defensively down the stretch of regulation and in overtime at LIU
- One of three Eagles in double-figures at Nebraska as he connected on a season-high three triples and finished with 11 points (Played a season-high 14 minutes)
- Played 13 minutes off the bench vs. Mercer and led the team in rebounding with seven
- Transfer from Big South foe Gardner-Webb
- Was fourth on the team in scoring at 7.9 ppg, which increased to 8.8 ppg in conference play
- Was third on the team in total blocks and second in steals
- Scored a career-high 18 points against USC Upstate on Jan. 18, 2025
- Posted his first career double-double with 12 points and 11 rebounds against USC Upstate on Feb. 15, 2025
- Before Gardner-Webb he attended and played for Caldwell Tech in Hudson, N.C.
- As a sophomore he was second on the team in scoring at 14.2 ppg

CAREER HIGHS

Points	18	USC Upstate (1/18/25)
Minutes	34	at Longwood (2/19/25)
FGM	6	three times
FGA	13	Southeastern La. (11/26/24)
3PTFGM	5	USC Upstate (1/18/25)
3PTFGA	9	USC Upstate (1/18/25)
FTM	6	Longwood (1/29/25)
FTA	6	Longwood (1/29/25)
Rebounds	11	at USC Upstate (2/15/25)
Assists	4	Queens (12/14/24)
Blocks	4	UNC Asheville (1/22/25)
Steals	4	two times
Turnovers	6	at Winthrop (2/1/25)

BIG SOUTH

Points	18	USC Upstate (1/18/25)
Minutes	34	at Longwood (2/19/25)
FGM	6	two times
FGA	12	two times
3PTFGM	5	USC Upstate (1/18/25)
3PTFGA	9	USC Upstate (1/18/25)
FTM	6	Longwood (1/29/25)
FTA	6	Longwood (1/29/25)
Rebounds	11	at USC Upstate (2/15/25)
Assists	3	at Longwood (2/19/25)
Blocks	4	UNC Asheville (1/22/25)
Steals	4	at Gardner-Webb (2/12/26)
Turnovers	6	at Winthrop (2/1/25)

#4 BOYOGUENO, Pharell

Opponent	Date	GS	MIN	Total		3-Pointers		Free throws		Rebounds				PF	A	TO	BLK	STL	PTS	AVG	
				FG-FGA	PCT	3FG-3FGA	PCT	FT-FTA	PCT	OFF	DEF	TOT	AVG								
vs Queens (NC)	11/03/2025		11:23	1-2	.500	1-1	1.000	0-0	.000	1	0	1	1.0	0	0	0	0	0	3	3.0	
at George Mason	11/07/2025		11:00	1-3	.333	1-3	.333	0-0	.000	0	2	2	1.5	2	0	0	0	0	3	3.0	
at Coastal Carolina	11/11/2025		06:35	0-1	.000	0-1	.000	0-0	.000	0	0	0	1.0	0	0	1	0	0	2.0		
at Mercer	11/15/2025		13:22	2-4	.500	1-3	.333	0-2	.000	3	4	7	2.5	1	0	1	0	0	5	2.8	
at Arkansas	11/18/2025		12:18	2-4	.500	1-3	.333	0-0	.000	0	3	3	2.6	0	1	1	1	2	5	3.2	
at Jackson St.	11/23/2025		13:16	1-2	.500	1-2	.500	0-0	.000	1	2	3	2.7	1	0	0	0	0	3	3.2	
at Nebraska	11/25/2025		14:24	3-5	.600	3-4	.750	2-2	1.000	2	4	6	3.1	1	1	0	1	0	11	4.3	
South Carolina St.	11/29/2025		09:51	0-1	.000	0-1	.000	0-0	.000	0	1	1	2.9	1	1	1	1	0	0	3.8	
at LIU	12/02/2025		23:18	3-7	.429	0-3	.000	2-2	1.000	1	2	3	2.9	1	0	0	2	1	8	4.2	
Coastal Carolina	12/06/2025		07:14	0-0	.000	0-0	.000	2-4	.500	0	0	0	2.6	0	1	0	0	0	2	4.0	
Toccoa Falls	12/09/2025		14:56	3-5	.600	2-4	.500	0-0	.000	1	5	6	2.9	1	1	2	0	0	8	4.4	
Bob Jones	12/13/2025		13:33	1-4	.250	1-4	.250	0-0	.000	2	0	2	2.8	2	0	0	0	3	3	4.3	
at North Dakota	12/18/2025		12:13	1-3	.333	1-2	.500	0-0	.000	2	1	3	2.8	1	0	1	0	0	3	4.2	
Clinton	12/21/2025		18:53	0-5	.000	0-5	.000	1-2	.500	0	2	2	2.8	1	1	0	0	1	1	3.9	
at Texas Tech	12/28/2025		15:48	1-2	.500	1-1	1.000	0-0	.000	2	1	3	2.8	2	0	1	0	1	3	3.9	
at Longwood	12/31/2025		12:14	1-3	.333	1-3	.333	0-0	.000	1	1	2	2.8	1	0	0	0	0	3	3.8	
Gardner-Webb	01/03/2026		11:57	1-4	.250	1-4	.250	0-0	.000	0	1	1	2.6	1	0	0	0	0	3	3.8	
Charleston So.	01/07/2026		07:57	1-2	.500	0-1	.000	0-0	.000	1	2	3	2.7	1	0	0	1	0	2	3.7	
High Point	01/14/2026		02:39	0-0	.000	0-0	.000	0-2	.000	0	0	0	2.5	0	0	0	0	1	0	3.5	
at UNC Asheville	01/17/2026		08:45	0-2	.000	0-2	.000	0-0	.000	0	2	2	2.5	1	0	0	0	0	0	3.3	
Radford	01/21/2026		12:04	1-4	.250	1-3	.333	0-0	.000	1	0	1	2.4	0	0	0	0	1	3	3.3	
at Presbyterian	01/24/2026		10:24	1-2	.500	1-2	.500	0-0	.000	0	1	1	2.4	1	0	0	0	0	3	3.3	
UNC Asheville	01/31/2026		18:40	2-5	.400	1-3	.333	0-0	.000	1	1	2	2.3	1	1	0	1	0	5	3.3	
at Radford	02/04/2026		12:25	2-4	.500	1-3	.333	0-0	.000	0	2	2	2.3	2	1	0	1	1	5	3.4	
Longwood	02/07/2026		13:17	1-2	.500	0-1	.000	3-4	.750	0	2	2	2.3	2	0	0	0	2	5	3.5	
at Gardner-Webb	02/12/2026		09:40	1-2	.500	1-1	1.000	0-2	.000	0	0	0	2.2	0	1	0	0	4	3	3.5	
at Charleston So.	02/26/2026		04:26	0-0	.000	0-0	.000	0-2	.000	0	1	1	2.2	1	0	0	0	1	0	3.3	
Presbyterian	02/28/2026		00:32	0-0	.000	0-0	.000	0-0	.000	0	0	0	2.1	0	0	0	0	0	0	3.2	
Totals			0	323:03	30-78	.385	20-60	.333	10-22	.455	19	40	59	2.1	25	9	8	8	18	90	3.2

Player Averages

Games Played	Minutes/game	Points/game	FG Pct	3FG Pct	FT Pct	Rebounds/game	Assists/game	Turnovers/game	Assist/Turnover ratio	Steals/game	Blocks/game
28	11.5	3.2	38.5	33.3	45.5	2.1	0.3	0.3	1.1	0.6	0.3

SEASON	TEAM	GP-GS	MIN/AVG	Field Goals		3-Point		F-Throws		Rebounds				Scoring						
				FG-FGA	FG%	3FG-3FGA	3FG%	FT-FTA	FT%	OFF	DEF	TOT	AVG	PF-FO	A	TO	BLK	STL	PTS	AVG
2024-25	GW	28-26	696/24.8	74-171	.433	36-108	.333	38-48	.792	39	81	120	4.3	56-0	21	39	22	19	222	7.9
2025-26	Win	28-0	323/11.5	30-78	.385	20-60	.333	10-22	.455	19	40	59	2.1	25-0	9	8	8	18	90	3.2
TOTAL FOR Win		28-0	323/11.5	30-78	.385	20-60	.333	10-22	.455	19	40	59	2.1	25-0	9	8	8	18	90	3.2
TOTAL		56-26	1019/18.2	104-249	.418	56-168	.333	48-70	.686	58	121	179	3.2	81-0	30	47	30	37	312	5.6



#5

Brayhlan Thomas

Guard / 6-6 / 205 / So.
Atlanta, Ga.
(Georgia Southern)

EXTRA DRIBBLE

- Matched a season-high seven points vs. Toccoa Falls and hauled in a season-best three rebounds (9 minutes)
- Played a season-high 10 minutes vs. S.C. State and had a season-high seven points
- Came off the bench for eight minutes vs. Mercer, finishing with five points, two rebounds and a block
- Saw first action of the season in with four minutes off the bench at Coastal Carolina
- Transfer from Georgia Southern where he started eight of the 25 games he appeared as a freshman
- Scored in double-figures three times and had at least one steal in 10 games
- Recorded a double-double on Feb. 8, 2025 at Western Michigan with 11 points, 13 rebounds
- As a senior in high school he was named the South Carolina 2A Player of the Year after averaging 16.2 points, 5.8 rebounds, 2.3 assists and 1.6 steals for Gray Academy
- Led Gray Academy to a third consecutive 2A state championship, named to all-state an Carolinas Classic All-Star teams

CAREER HIGHS

Points	11	two times
Minutes	28	at Coastal Carolina (1/16/25)
FGM	4	three times
FGA	9	ULM (1/2/25)
3PTFGM	3	South Alabama (1/4/25)
3PTFGA	6	South Alabama (1/4/25)
FTM	3	Mercer (11/15/25)
FTA	4	Mercer (11/15/25)
Rebounds	13	at Western Michigan (2/8/25)
Assists	3	at Troy (1/30/25)
Blocks	1	fivetimes
Steals	2	Southern Miss. (3/5/25)
Turnovers	2	at Appalachian State (2/20/25)

BIG SOUTH

Points	n/a
Minutes	n/a
FGM	n/a
FGA	n/a
3PTFGM	n/a
3PTFGAs	n/a
FTM	n/a
FTA	n/a
Rebounds	n/a
Assists	n/a
Blocks	n/a
Steals	n/a
Turnovers	n/a

#5 THOMAS, Brayhlan

Opponent	Date	GS	MIN	Total		3-Pointers		Free throws		Rebounds				PF		A		BLK		STL		PTS		AVG
				FG-FGA	PCT	3FG-3FGA	PCT	FT-FTA	PCT	OFF	DEF	TOT	AVG	PF	A	TO	BLK	STL	PTS					
at Coastal Carolina	11/11/2025		03:56	0-0	.000	0-0	.000	0-0	.000	0	0	0	0.0	0	0	0	0	0	0	0	0	0	0.0	
Mercer	11/15/2025		08:04	1-3	.333	0-0	.000	3-4	.750	1	1	2	1.0	0	1	0	1	0	5	5	2.5			
at Jackson St.	11/23/2025		03:55	0-2	.000	0-1	.000	0-0	.000	0	0	0	0.7	0	0	0	0	0	0	0	1.7			
South Carolina St.	11/29/2025		09:43	3-7	.429	1-3	.333	0-0	.000	0	1	1	0.8	1	0	0	0	0	7	3.0				
Toccoa Falls	12/09/2025		09:11	3-6	.500	1-3	.333	0-0	.000	1	2	3	1.2	0	1	0	1	1	7	3.8				
Bob Jones	12/13/2025		07:00	2-3	.667	0-1	.000	0-0	.000	0	2	2	1.3	2	1	1	0	0	4	3.8				
Clinton	12/21/2025		09:51	2-6	.333	0-1	.000	2-2	1.000	0	2	2	1.4	1	1	1	0	0	6	4.1				
Totals			0 51:40	11-27	.407	2-9	.222	5-6	.833	2	8	10	1.4	4	4	2	2	1	29	4.1				

Player Averages

Games Played	Minutes/game	Points/game	FG Pct	3FG Pct	FT Pct	Rebounds/game	Assists/game	Turnovers/game	Assist/Turnover ratio	Steals/game	Blocks/game
7	7.4	4.1	40.7	22.2	83.3	1.4	0.6	0.3	2.0	0.1	0.3

SEASON	TEAM	GP-GS	MIN/AVG	Field Goals		3-Point		F-Throws		Rebounds				Scoring						
				FG-FGA	FG%	3FG-3FGA	3FG%	FT-FTA	FT%	OFF	DEF	TOT	AVG	PF-FO	A	TO	BLK	STL	PTS	AVG
2024-25	GS	25-8	295/11.8	31-91	.341	10-35	.286	6-9	.667	25	37	62	2.5	23-0	18	12	3	11	78	3.1
2025-26	Win	7-0	52/7.4	11-27	.407	2-9	.222	5-6	.833	2	8	10	1.4	4-0	4	2	2	1	29	4.1
TOTAL FOR Win		7-0	52/7.4	11-27	.407	2-9	.222	5-6	.833	2	8	10	1.4	4-0	4	2	2	1	29	4.1
TOTAL		32-8	347/10.8	42-118	.356	12-44	.273	11-15	.733	27	45	72	2.3	27-0	22	14	5	12	107	3.3



#7

Daylen Berry

Guard / 6-4 / 175 / Sr.
Raleigh, N.C.
(Charleston Southern)

EXTRA DRIBBLE

- Returned to action from injury against Longwood and played nine minutes
- Had his best offensive production since returning with injury as he posted a team-high 21 points in the loss at Charleston Southern (10th career 20-point game)
- He was 7-of-16 from the floor, 4-for-7 behind the arc and also had four rebounds, a block and two steals
- In 10 league games and has 14 steals and 15 assists
- At Charleston Southern last season he averaged 15.4 ppg, 4.8 rpg in Big South play
- 2025 Big South Preseason All-Conference Second Team
- Transfer from Charleston Southern where he was second in scoring (13.9) and third in rebounding (5.3) with the Bucs
- Ranked 12th in the Big South in scoring last season as well as finishing 4th in steals, 9th in free throw percentage, 10th in assists and 13th in rebounding
- Posted four double-doubles in 2024-25 and had 20 games in double-figures
- Scored a career-high 28 points on Feb. 1, 2025 vs. Longwood
- Transferred to Charleston Southern after two seasons with Charlotte
- Played at Panther Creek H.S. where he was a two-time first team all-conference selection
- Named the Triangle 8 Conference Co-Player of the Year

CAREER HIGHS

Points	28	Longwood (2/1/25)
Minutes	53	at Winthrop (1/15/25)
FGM	9	two times
FGA	19	Winthrop (2/5/25)
3PTFGM	6	two times
3PTFGA	11	two times
FTM	11	at UNC Asheville (2/15/25)
FTA	13	at UNC Asheville (2/15/25)
Rebounds	12	at LSU (11/19/24)
Assists	6	five times
Blocks	1	13 times
Steals	4	four times
Turnovers	7	at North Alabama (12/19/24)

BIG SOUTH

Points	28	Longwood (2/1/25)
Minutes	53	at Winthrop (1/15/25)
FGM	9	two times
FGA	19	Winthrop (2/5/25)
3PTFGM	6	two times
3PTFGAs	11	two times
FTM	11	at UNC Asheville (2/15/25)
FTA	13	at UNC Asheville (2/15/25)
Rebounds	10	at Presbyterian (1/22/25)
Assists	6	USC Upstate (2/22/25)
Blocks	1	six times
Steals	4	two times
Turnovers	6	Presbyterian (2/12/25)

#7 BERRY, Daylen

Opponent	Date	GS	MIN	Total		3-Pointers		Free throws		Rebounds				PF	A	TO	BLK	STL	PTS	AVG		
				FG-FGA	PCT	3FG-3FGA	PCT	FT-FTA	PCT	OFF	DEF	TOT	AVG									
vs Queens (NC)	11/03/2025	*	30:22	6-13	.462	2-7	.286	9-11	.818	0	5	5	5.0	1	1	1	0	0	23	23.0		
at George Mason	11/07/2025	*	24:48	4-11	.364	2-6	.333	7-8	.875	1	7	8	6.5	4	0	2	0	0	17	20.0		
at Coastal Carolina	11/11/2025	*	34:43	7-14	.500	3-6	.500	3-4	.750	1	6	7	6.7	2	0	1	0	0	20	20.0		
Mercer	11/15/2025	*	26:17	3-8	.375	1-3	.333	4-6	.667	2	2	4	6.0	2	3	2	0	1	11	17.8		
at Arkansas	11/18/2025	*	33:24	4-13	.308	2-6	.333	1-2	.500	0	2	2	5.2	3	2	2	0	0	11	16.4		
at Jackson St.	11/23/2025	*	24:12	2-5	.400	1-2	.500	0-0	.000	0	4	4	5.0	1	1	1	0	0	5	14.5		
at Nebraska	11/25/2025	*	26:17	5-15	.333	2-10	.200	0-0	.000	1	5	6	5.1	2	2	3	0	0	12	14.1		
South Carolina St.	11/29/2025	*	17:45	1-2	.500	0-1	.000	0-0	.000	0	0	0	4.5	1	6	2	0	1	2	12.6		
at LIU	12/02/2025	*	35:45	6-9	.667	2-3	.667	7-8	.875	1	5	6	4.7	2	5	3	0	3	21	13.6		
Coastal Carolina	12/06/2025	*	21:47	3-10	.300	2-6	.333	3-3	1.000	1	0	1	4.3	4	1	1	0	1	11	13.3		
Toccoa Falls	12/09/2025	*	15:58	5-10	.500	3-7	.429	0-0	.000	0	0	0	3.9	1	1	1	0	0	13	13.3		
Bob Jones	12/13/2025	*	19:18	1-3	.333	1-3	.333	0-0	.000	0	2	2	3.8	0	3	1	0	1	3	12.4		
at North Dakota	12/18/2025	*	23:05	3-5	.600	2-3	.667	2-2	1.000	0	2	2	3.6	2	2	3	0	0	10	12.2		
Clinton	12/21/2025	*	19:07	8-9	.889	5-6	.833	1-1	1.000	0	2	2	3.5	1	6	0	0	0	22	12.9		
at Texas Tech	12/28/2025	*	27:49	2-8	.250	1-5	.200	0-0	.000	1	3	4	3.5	1	4	2	0	1	5	12.4		
at Longwood	12/31/2025	*	33:04	1-12	.083	0-5	.000	5-5	1.000	2	3	5	3.6	2	4	2	1	2	7	12.1		
Gardner-Webb	01/03/2026	*	14:42	3-6	.500	0-2	.000	1-2	.500	0	1	1	3.5	0	1	0	1	0	7	11.8		
at USC Upstate	01/10/2026	*	21:11	0-1	.000	0-1	.000	3-4	.750	1	2	3	3.4	1	3	1	0	2	3	11.3		
High Point	01/14/2026	*	13:48	3-5	.600	1-3	.333	0-1	.000	1	2	3	3.4	0	1	0	0	2	7	11.1		
Longwood	02/07/2026	*	06:23	0-3	.000	0-2	.000	0-0	.000	0	0	0	3.3	2	0	0	0	0	0	10.5		
at Gardner-Webb	02/12/2026	*	17:44	2-3	.667	2-3	.667	0-0	.000	2	1	3	3.2	2	3	2	0	1	6	10.3		
USC Upstate	02/19/2026	*	22:27	1-5	.200	1-3	.333	1-3	.333	1	1	2	3.2	2	1	2	0	3	4	10.0		
at High Point	02/21/2026	*	12:58	0-2	.000	0-2	.000	0-0	.000	0	0	0	3.0	4	1	1	0	0	0	9.6		
at Charleston So.	02/26/2026	*	33:38	7-16	.438	4-7	.571	3-6	.500	0	4	4	3.1	2	1	0	1	2	21	10.0		
Presbyterian	02/28/2026	*	32:16	2-6	.333	0-1	.000	9-13	.692	0	2	2	3.0	2	0	1	0	2	13	10.2		
Totals			19	588:50	.407	79-194	.359	37-103	.359	59-79	.747	15	61	76	3.0	44	52	34	3	22	254	10.2

Player Averages

Games Played	Minutes/game	Points/game	FG Pct	3FG Pct	FT Pct	Rebounds/game	Assists/game	Turnovers/game	Assist/Turnover ratio	Steals/game	Blocks/game
25	23.6	10.2	40.7	35.9	74.7	3.0	2.1	1.4	1.5	0.9	0.1

SEASON	TEAM	Field Goals		3-Point		F-Throws		Rebounds				Scoring								
		GP-GS	MIN/AVG	FG-FGA	FG%	3FG-3FGA	3FG%	FT-FTA	FT%	OFF	DEF	TOT	AVG	PF-FO	A	TO	BLK	STL	PTS	AVG
2022-23	CLT	21-0	147/7.0	12-34	.353	2-15	.133	3-7	.429	5	14	19	0.9	10-0	6	10	1	11	29	1.4
2023-24	CLT	16-0	133/8.3	10-30	.333	3-16	.188	2-4	.500	0	11	11	0.7	8-0	7	11	0	5	25	1.6
2024-25	ChaSou	32-32	1147/35.8	132-341	.387	55-193	.285	122-158	.772	29	142	171	5.3	71-3	89	106	11	54	441	13.8
2025-26	Win	25-19	589/23.6	79-194	.407	37-103	.359	59-79	.747	15	61	76	3.0	44-0	52	34	3	22	254	10.2
TOTAL FOR Win		25-19	589/23.6	79-194	.407	37-103	.359	59-79	.747	15	61	76	3.0	44-0	52	34	3	22	254	10.2
TOTAL		94-51	2015/21.4	233-599	.389	97-327	.297	186-248	.750	49	228	277	2.9	133-3	154	161	15	92	749	8.0



#8

Cam Christy

Guard / 6-4 / 200 / Sr.
Walton, Ky.
(Mount St. Joseph Univ.)

EXTRA DRIBBLE

- Saw a season-high four minutes of action vs. Toccoa Falls
- Stole the ball and went coast-to-coast for his only bucket of the game (first career steal)
- Saw first action of the season with three minutes vs. Mercer and scored first bucket of the season with a stick back vs. S.C. State
- Posted four points in the final three minutes of win over Bob Jones (12/12/24)
- Saw first action as an Eagle in the season opener with three minutes against Piedmont
- Walk-on and did not play in 2023-24
- 2021 and 2022 All-District Selection
- 2020, 2021, 2022 All-Conference Selection
- 2022 All-Region Selection

CAREER HIGHS

Points	4	Bob Jones (12/12/24)
Minutes	4	Toccoa Falls (12/9/25)
FGM	2	Bob Jones (12/12/24)
FGA	3	two times
3PTFGM	n/a	
3PTFGA	1	two times
FTM	1	Piedmont (11/4/24)
FTA	2	Piedmont (11/4/24)
Rebounds	3	Piedmont (11/4/24)
Assists	1	Piedmont (11/4/24)
Blocks	n/a	
Steals	1	Toccoa Falls (12/9/25)
Turnovers	1	two times

BIG SOUTH

Points	n/a
Minutes	1 three times
FGM	n/a
FGA	1 UNC Asheville (1/31/26)
3PTFGM	n/a
3PTFGAs	n/a
FTM	n/a
FTA	n/a
Rebounds	n/a
Assists	n/a
Blocks	n/a
Steals	n/a
Turnovers	n/a

#8 CHRISTY, Cam

Opponent	Date	GS	MIN	Total		3-Pointers		Free throws		Rebounds				PF	A	TO	BLK	STL	PTS	AVG
				FG-FGA	PCT	3FG-3FGA	PCT	FT-FTA	PCT	OFF	DEF	TOT	AVG							
Mercer	11/15/2025		03:31	0-0	.000	0-0	.000	0-0	.000	0	0	0	0.0	0	0	0	0	0	0	0.0
South Carolina St.	11/29/2025		02:07	1-2	.500	0-0	.000	0-0	.000	1	0	1	0.5	0	0	1	0	0	2	1.0
Toccoa Falls	12/09/2025		03:48	1-1	1.000	0-0	.000	0-2	.000	0	2	2	1.0	0	0	0	0	1	2	1.3
Bob Jones	12/13/2025		03:45	0-1	.000	0-1	.000	0-0	.000	0	0	0	0.8	1	0	0	0	0	0	1.0
Clinton	12/21/2025		04:46	1-1	1.000	0-0	.000	0-0	.000	0	0	0	0.6	2	1	0	0	0	2	1.2
at USC Upstate	01/10/2026		00:40	0-0	.000	0-0	.000	0-0	.000	0	0	0	0.5	0	0	0	0	0	0	1.0
UNC Asheville	01/31/2026		00:30	0-1	.000	0-0	.000	0-0	.000	0	0	0	0.4	0	0	0	0	0	0	0.9
Totals			0 19:08	3-6	.500	0-1	.000	0-2	.000	1	2	3	0.4	3	1	1	0	1	6	0.9

Player Averages

Games Played	Minutes/game	Points/game	FG Pct	3FG Pct	FT Pct	Rebounds/game	Assists/game	Turnovers/game	Assist/Turnover ratio	Steals/game	Blocks/game
7	2.7	0.9	50.0	0.0	0.0	0.4	0.1	0.1	1.0	0.1	0.0

		Field Goals		3-Point		F-Throws		Rebounds				Scoring								
SEASON	TEAM	GP-GS	MIN/AVG	FG-FGA	FG%	3FG-3FGA	3FG%	FT-FTA	FT%	OFF	DEF	TOT	AVG	PF-FO	A	TO	BLK	STL	PTS	AVG
2024-25	Win	7-0	14/2.0	2-8	.250	0-2	.000	1-2	.500	2	3	5	0.7	2-0	1	1	0	0	5	0.7
2025-26	Win	7-0	19/2.7	3-6	.500	0-1	.000	0-2	.000	1	2	3	0.4	3-0	1	1	0	1	6	0.9
TOTAL		14-0	33/2.3	5-14	.357	0-3	.000	1-4	.250	3	5	8	0.6	5-0	2	2	0	1	11	0.8



#11 Kody Clouet

Guard / 6-5 / 210 / Sr.
San Marcos, Calif.
(San Diego)

EXTRA DRIBBLE

- In double-figures 14 of the last 15 games after 19 vs. Presbyterian
- Posted his first double-double as an Eagle vs. PC with 19 points, 11 rebounds
- In two meetings the Bucs this year he's averaging 15.0 ppg, 5.5 rpg
- In the win over the Lancers on Feb. 7 he hit the go-ahead three with 58.1 seconds to play
- It was his third last second game-winning shot this season
- Lifted the Eagles over LIU in overtime with a tip-in at the buzzer
- Is 45-for-86 from the floor and 30-of-62 from three in the last seven games
- Became the 23rd Eagle to hit 70 or more threes in a single-season and the 9th to hit 80 in a single-season
- Posted his second 20-point game as an Eagle, matching a season-high 21 at North Dakota
- Reached 200 career threes during his 5-for-9 performance behind the arc vs. S.C. State
- Ranks 3rd in the Big South with 2.77 three-pointers per game
- Transfer from San Diego where he started 14 of the 29 games he appeared
- Averaged 8.9 ppg with the Toreros and was fifth on the team in steals with 28
- Scored a career-high 35 points against Portland on Mar. 1, 2025 behind a career-best eight made threes
- Began his collegiate career at NAIA St. Katherine's where he averaged 14.7 ppg
- Transferred Southeastern Oklahoma State for his sophomore and junior seasons
- Enjoyed best season at SE Oklahoma State as a junior, averaging 17.7 ppg, 5.2 rpg and connected on 84 triples
- In his final season with SEOS he helped the team to a 2024 Great American Conference regular season title
- Earned All-First Team GAC honors and was a Second Team Academic All-American

CAREER HIGHS

Points	35	Portland (3/1/25)
Minutes*	37	two times
FGM	12	Portland (3/1/25)
FGA	20	NW Oklahoma (12/17/22)
3PTFGM	8	Portland (3/1/25)
3PTFGA	13	Ouachita Baptist (2/22/24)
FTM	15	Augustana-SD (11/11/23)
FTA	16	Augustana-SD (11/11/23)
Rebounds	12	at Southern Nazarene (11/30/22)
Assists	7	Southern Nazarene (3/9/24)
Blocks	3	at Wayne St.-NE (11/11/22)
Steals	5	Southern Nazarene (3/9/24)
Turnovers*	3	three times

BIG SOUTH

Points	21	at UNC Asheville (1/17/26)
Minutes	37	Radford (1/21/26)
FGM	7	three times
FGA	15	at Charleston Sou. (2/26/26)
3PTFGM	5	two times
3PTFGAs	10	USC Upstate (2/19/26)
FTM	7	Charleston Southern (1/7/26)
FTA	7	Charleston Southern (1/7/26)
Rebounds	11	Presbyterian (2/28/26)
Assists	3	at Gardner-Webb (2/12/26)
Blocks	1	three times
Steals	2	two times
Turnovers	4	Longwood (2/7/26)

* indicates only from San Diego

#11 CLOUET, Kody

Opponent	Date	GS	MIN	Total		3-Pointers		Free throws		Rebounds				PF	A	TO	BLK	STL	PTS	AVG	
				FG-FGA	PCT	3FG-3FGA	PCT	FT-FTA	PCT	OFF	DEF	TOT	AVG								
vs Queens (NC)	11/03/2025	*	29:57	3-9	.333	3-8	.375	0-0	.000	1	3	4	4.0	1	0	0	0	2	9	9.0	
at George Mason	11/07/2025	*	25:37	3-9	.333	3-9	.333	4-4	1.000	1	1	2	3.0	2	2	0	1	0	13	11.0	
at Coastal Carolina	11/11/2025	*	20:21	1-4	.250	0-2	.000	1-2	.500	0	2	2	2.7	2	0	0	0	0	3	8.3	
Mercer	11/15/2025	*	17:27	4-7	.571	3-5	.600	3-6	.500	1	3	4	3.0	1	1	1	0	0	14	9.8	
at Arkansas	11/18/2025	*	23:32	6-9	.667	4-6	.667	0-0	.000	1	3	4	3.2	3	1	0	0	0	16	11.0	
at Jackson St.	11/23/2025	*	23:47	3-9	.333	1-6	.167	2-2	1.000	2	3	5	3.5	0	5	2	1	0	9	10.7	
at Nebraska	11/25/2025	*	23:40	1-6	.167	1-6	.167	2-2	1.000	1	2	3	3.4	0	0	0	0	0	5	9.9	
South Carolina St.	11/29/2025	*	24:13	8-13	.615	5-9	.556	0-0	.000	2	3	5	3.6	3	2	0	0	3	21	11.3	
at LIU	12/02/2025	*	34:04	2-6	.333	1-4	.250	4-4	1.000	2	1	3	3.6	3	3	2	1	1	9	11.0	
Coastal Carolina	12/06/2025	*	31:52	6-10	.600	4-8	.500	2-4	.500	2	1	3	3.5	3	0	1	0	1	18	11.7	
Toccoa Falls	12/09/2025	*	17:39	3-9	.333	2-6	.333	4-6	.667	5	4	9	4.0	0	1	0	0	2	12	11.7	
Bob Jones	12/13/2025	*	17:36	3-5	.600	2-4	.500	0-0	.000	1	0	1	3.8	1	3	2	1	0	8	11.4	
at North Dakota	12/18/2025	*	31:01	5-9	.556	4-7	.571	7-10	.700	2	5	7	4.0	2	3	0	0	0	21	12.2	
Clinton	12/21/2025	*	19:37	4-8	.500	3-6	.500	0-0	.000	0	2	2	3.9	0	0	1	0	0	11	12.1	
at Texas Tech	12/28/2025	*	21:20	2-5	.400	0-3	.000	0-0	.000	0	0	0	3.6	3	1	0	0	1	4	11.5	
at Longwood	12/31/2025	*	22:26	0-4	.000	0-4	.000	2-2	1.000	0	4	4	3.6	2	1	0	0	1	2	10.9	
Gardner-Webb	01/03/2026	*	30:25	5-9	.556	3-6	.500	6-6	1.000	2	6	8	3.9	4	2	2	0	0	19	11.4	
Charleston So.	01/07/2026	*	36:27	2-11	.182	1-6	.167	7-7	1.000	2	6	8	4.1	4	1	0	1	0	12	11.4	
at USC Upstate	01/10/2026	*	26:17	3-9	.333	2-7	.286	2-2	1.000	1	2	3	4.1	2	0	0	1	1	10	11.4	
High Point	01/14/2026	*	32:12	5-12	.417	4-9	.444	0-2	.000	1	3	4	4.1	2	1	0	1	0	14	11.5	
at UNC Asheville	01/17/2026	*	33:56	7-11	.636	5-8	.625	2-2	1.000	1	5	6	4.1	1	2	0	0	1	21	12.0	
Radford	01/21/2026	*	37:37	7-14	.500	4-8	.500	1-1	1.000	2	3	5	4.2	2	2	0	0	1	19	12.3	
at Presbyterian	01/24/2026	*	33:46	2-7	.286	1-4	.250	4-5	.800	3	4	7	4.3	2	0	0	0	0	9	12.1	
UNC Asheville	01/31/2026	*	31:53	6-8	.750	4-6	.667	3-3	1.000	0	4	4	4.3	0	2	0	0	1	19	12.4	
at Radford	02/04/2026	*	36:11	6-12	.500	3-8	.375	2-2	1.000	1	3	4	4.3	0	1	2	0	0	2	17	12.6
Longwood	02/07/2026	*	31:30	3-4	.750	3-4	.750	5-6	.833	0	7	7	4.4	4	1	4	0	1	14	12.7	
at Gardner-Webb	02/12/2026	*	32:21	7-11	.636	5-8	.625	0-0	.000	1	2	3	4.3	2	3	1	0	2	19	12.9	
USC Upstate	02/19/2026	*	34:43	5-13	.385	4-10	.400	3-4	.750	0	9	9	4.5	0	0	1	0	1	17	13.0	
at High Point	02/21/2026	*	34:01	7-13	.538	4-8	.500	2-2	1.000	1	5	6	4.6	1	2	1	0	1	20	13.3	
at Charleston So.	02/26/2026	*	33:54	7-15	.467	4-9	.444	0-0	.000	2	1	3	4.5	1	0	1	0	1	18	13.4	
Presbyterian	02/28/2026	*	32:16	4-10	.400	3-9	.333	8-10	.800	0	11	11	4.7	1	0	1	0	1	19	13.6	
Totals			31	881:37	130-281	.463	86-203	.424	76-94	.809	38	108	146	4.7	52	40	22	7	24	422	13.6

Player Averages

Games Played	Minutes/game	Points/game	FG Pct	3FG Pct	FT Pct	Rebounds/game	Assists/game	Turnovers/game	Assist/Turnover ratio	Steals/game	Blocks/game
31	28.4	13.6	46.3	42.4	80.9	4.7	1.3	0.7	1.8	0.8	0.2

SEASON	TEAM	GP-GS	MIN/AVG	Field Goals		3-Point		F-Throws		Rebounds				Scoring						
				FG-FGA	FG%	3FG-3FGA	3FG%	FT-FTA	FT%	OFF	DEF	TOT	AVG	PF-FO	A	TO	BLK	STL	PTS	AVG
2022-23	SE	28-28	824/29.4	112-269	.416	54-141	.383	54-68	.794	37	113	150	5.4	49-1	55	29	11	26	332	11.9
2023-24	SE	32-32	1137/35.5	183-364	.503	84-196	.429	116-144	.806	47	119	166	5.2	63-0	66	40	14	48	566	17.7
2024-25	SD	29-14	676/23.3	77-230	.335	46-142	.324	59-66	.894	7	70	77	2.7	56-0	28	26	10	28	259	8.9
2025-26	Win	31-31	882/28.4	130-281	.463	86-203	.424	76-94	.809	38	108	146	4.7	52-0	40	22	7	24	422	13.6
TOTAL FOR Win		31-31	882/28.4	130-281	.463	86-203	.424	76-94	.809	38	108	146	4.7	52-0	40	22	7	24	422	13.6
TOTAL		120-105	3520/29.3	502-1144	.439	270-682	.396	305-372	.820	129	410	539	4.5	220-1	189	117	42	126	1579	13.2



#15

Tommy Kamarad

Forward / 6-8 / 205 / Sr.
Buford, Ga.
(Arkansas Tech)

EXTRA DRIBBLE

- Was in foul trouble the last meeting with the Bucs, finishing with two points, two steals, a block and three rebounds (13 minutes)
- Recently had eight points, 10 rebounds, two assists, three steals at High Point
- Led the Eagles with 15 points in the win over Longwood
- Did not play against Gardner-Webb but returned for 24 minutes vs. Charleston Southern, finishing with seven points and 7 rebounds
- Made first start of the season vs. S.C. State and finished with a season-high 19 points (most as an Eagle)
- In the win over Mercer he posted a season-high 11 points as he was a perfect 4-for-4 at the foul line
- Eagles are 10-1 in games he scores nine or more points this season
- Started the opener and finished in double-figures with 10 points in just 10 minutes of action
- His 100th collegiate game came on Nov. 23 at Jackson State
- Started the last nine games of 2024-25 and in those nine games he averaged 6.1 ppg, 3.3 rpg and shooting 55 percent from the floor
- Came to Winthrop after playing two seasons at Arkansas Tech, starting 58-of-63 games played
- Helped the team to a Great American Conference Championship
- Named to the GACC All-Tournament Team
- Began career at Otero Junior College where he played 45 games with 22 starts

CAREER HIGHS

Points	22	five times
Minutes	38	at SE Oklahoma (2/1/24)
FGM	9	at Oklahoma Baptist (1/11/24)
FGA	15	at SE Oklahoma (2/1/24)
3PTFGM	5	three times
3PTFGA	10	at SE Oklahoma (2/1/24)
FTM	8	two times
FTA	8	two times
Rebounds	11	Northwestern Okla. (3/9/24)
Assists	4	Ouachita Baptist (12/2/23)
Blocks	3	four times
Steals	3	five times
Turnovers	3	two times

BIG SOUTH

Points	17	High Point (1/14/26)
Minutes	27	two times
FGM	6	at USC Upstate (2/8/25)
FGA	10	Longwood (2/7/26)
3PTFGM	2	three times
3PTFGAs	5	UNC Asheville (1/31/26)
FTM	5	two times
FTA	6	two times
Rebounds	10	at High Point (2/21/26)
Assists	3	UNC Asheville (1/31/26)
Blocks	1	seven times
Steals	3	at High Point (2/21/26)
Turnovers	3	at Gardner-Webb (2/12/26)

#15 KAMARAD, Tommy

Opponent	Date	GS	MIN	Total		3-Pointers		Free throws		Rebounds				PF	A	TO	BLK	STL	PTS	AVG	
				FG-FGA	PCT	3FG-3FGA	PCT	FT-FTA	PCT	OFF	DEF	TOT	AVG								
vs Queens (NC)	11/03/2025		10:16	4-5	.800	2-2	1.000	0-0	.000	1	0	1	1.0	1	0	3	1	1	10	10.0	
at George Mason	11/07/2025		13:47	1-4	.250	1-2	.500	2-2	1.000	1	1	2	1.5	2	0	0	0	0	5	7.5	
at Coastal Carolina	11/11/2025		04:16	0-1	.000	0-0	.000	0-0	.000	0	0	0	1.0	0	2	0	0	0	0	5.0	
Mercer	11/15/2025		18:12	3-6	.500	1-2	.500	4-4	1.000	2	2	4	1.8	1	1	0	0	3	11	6.5	
at Arkansas	11/18/2025		09:14	1-3	.333	1-3	.333	0-0	.000	0	2	2	1.8	0	3	1	0	0	3	5.8	
at Jackson St.	11/23/2025		14:39	3-6	.500	1-3	.333	0-0	.000	3	1	4	2.2	0	1	1	0	3	7	6.0	
at Nebraska	11/25/2025		18:48	3-6	.500	2-4	.500	0-0	.000	1	3	4	2.4	2	2	0	0	1	8	6.3	
South Carolina St.	11/29/2025	*	22:20	7-9	.778	2-3	.667	3-3	1.000	1	2	3	2.5	1	0	1	0	2	19	7.9	
at LIU	12/02/2025		19:32	4-5	.800	0-0	.000	1-1	1.000	5	3	8	3.1	2	1	0	0	0	9	8.0	
Coastal Carolina	12/06/2025		15:48	1-2	.500	0-1	.000	0-1	.000	2	3	5	3.3	2	0	2	0	0	2	7.4	
Toccoa Falls	12/09/2025		15:18	3-6	.500	0-1	.000	4-4	1.000	5	2	7	3.6	1	2	1	0	1	10	7.6	
Bob Jones	12/13/2025		15:24	5-8	.625	3-5	.600	6-6	1.000	3	2	5	3.8	1	1	1	1	1	19	8.6	
at North Dakota	12/18/2025		13:14	2-2	1.000	1-1	1.000	4-4	1.000	0	0	0	3.5	5	0	1	0	0	9	8.6	
Clinton	12/21/2025	*	19:57	5-6	.833	4-4	1.000	0-0	.000	1	4	5	3.6	2	3	2	1	3	14	9.0	
at Texas Tech	12/28/2025	*	25:41	1-6	.167	0-3	.000	2-2	1.000	1	2	3	3.5	4	0	2	0	2	4	8.7	
at Longwood	12/31/2025	*	23:05	0-4	.000	0-1	.000	5-6	.833	1	1	2	3.4	3	0	0	1	1	5	8.4	
Charleston So.	01/07/2026		24:06	3-8	.375	1-3	.333	0-0	.000	4	3	7	3.6	2	0	1	1	0	7	8.4	
at USC Upstate	01/10/2026	*	18:25	3-6	.500	0-2	.000	1-2	.500	3	3	6	3.8	2	0	0	0	0	7	8.3	
High Point	01/14/2026		23:34	5-6	.833	2-3	.667	5-6	.833	2	5	7	3.9	3	2	2	1	2	17	8.7	
at UNC Asheville	01/17/2026	*	21:11	0-3	.000	0-1	.000	0-0	.000	0	1	1	3.8	2	2	2	0	0	0	8.3	
Radford	01/21/2026	*	17:41	3-7	.429	0-2	.000	3-4	.750	0	2	2	3.7	4	0	2	0	2	9	8.3	
at Presbyterian	01/24/2026	*	20:58	2-5	.400	0-2	.000	0-0	.000	0	2	2	3.6	2	1	1	0	1	4	8.1	
UNC Asheville	01/31/2026	*	26:36	1-6	.167	1-5	.200	0-0	.000	1	4	5	3.7	4	3	0	1	0	3	7.9	
at Radford	02/04/2026	*	14:12	3-6	.500	0-1	.000	0-0	.000	0	0	0	3.5	2	1	0	0	0	6	7.8	
Longwood	02/07/2026	*	27:20	5-10	.500	1-3	.333	4-4	1.000	1	2	3	3.5	2	2	2	0	0	15	8.1	
at Gardner-Webb	02/12/2026	*	20:13	2-6	.333	0-2	.000	0-0	.000	1	3	4	3.5	2	2	3	0	0	4	8.0	
USC Upstate	02/19/2026	*	18:29	2-5	.400	0-2	.000	1-2	.500	2	1	3	3.5	1	2	1	0	0	5	7.9	
at High Point	02/21/2026	*	21:28	3-7	.429	0-2	.000	2-2	1.000	3	7	10	3.8	3	2	0	0	3	8	7.9	
at Charleston So.	02/26/2026		13:42	1-2	.500	0-0	.000	0-1	.000	1	2	3	3.7	5	0	1	1	2	2	7.7	
Presbyterian	02/28/2026		22:44	2-4	.500	2-4	.500	0-1	.000	1	2	3	3.7	0	0	0	0	1	6	7.6	
Totals			14	550:10	78-160	.488	25-67	.373	47-55	.855	46	65	111	3.7	61	33	30	9	29	228	7.6

Player Averages

Games Played	Minutes/game	Points/game	FG Pct	3FG Pct	FT Pct	Rebounds/game	Assists/game	Turnovers/game	Assist/Turnover ratio	Steals/game	Blocks/game
30	18.3	7.6	48.8	37.3	85.5	3.7	1.1	1.0	1.1	1.0	0.3

SEASON	TEAM	GP-GS	MIN/AVG	Field Goals		3-Point		F-Throws		Rebounds				Scoring						
				FG-FGA	FG%	3FG-3FGA	3FG%	FT-FTA	FT%	OFF	DEF	TOT	AVG	PF-FO	A	TO	BLK	STL	PTS	AVG
2022-23	ATU	31-28	707/22.8	81-195	.415	29-81	.358	52-62	.839	35	86	121	3.9	74-1	27	36	24	26	243	7.8
2023-24	ATU	32-30	873/27.3	143-281	.509	47-118	.398	58-71	.817	53	112	165	5.2	84-3	42	47	33	17	391	12.2
2024-25	Win	31-14	420/13.6	44-101	.436	16-62	.258	15-29	.517	19	63	82	2.6	54-1	16	12	11	18	119	3.8
2025-26	Win	30-14	550/18.3	78-160	.488	25-67	.373	47-55	.855	46	65	111	3.7	61-2	33	30	9	29	228	7.6
TOTAL FOR Win		61-28	971/15.9	122-261	.467	41-129	.318	62-84	.738	65	128	193	3.2	115-3	49	42	20	47	347	5.7
TOTAL		124-86	2550/20.6	346-737	.469	117-328	.357	172-217	.793	153	326	479	3.9	273-7	118	125	77	90	981	7.9

EXTRA DRIBBLE

- Played double-figure minutes for the first time in conference play as he had four points, five rebounds vs. PC
- Solid contributions in win over Charleston Southern with four points, 2 rebounds, block in six minutes
- Recorded second career double-double, tying a career-best 10 points and pulling down a career-high 11 rebounds vs. Toccoa Falls
- Also set a career-high with five blocks, the first Eagle with five or more blocks since Nov. 17, 2018 (Josh Ferguson - 5)
- Had six multi-block games and was tied 8th in the Big South in blocks per game (0.8) in 2024-25
- Posted a double-double in the opener with 10 points, 10 rebounds (both career-highs) vs. Piedmont
- Transferred from William & Mary where he played in 26 games as a freshman
- Ranked 14th in the Coastal Athletic Association in blocks per game (nearly one per game - .85)
- Only played two years of high school basketball
- Selected for Queen City All-Star Game in 2023
- Led state of North Carolina with 4.6 blocks per game in 2021-22
- Played AAU for ACE Elite in 2021 and 2022



#21

Tai Hamilton

Forward / 6-10 / 200 / Jr.
Charlotte, N.C.
(William & Mary)

CAREER HIGHS

Points	10	three times
Minutes	23	two times
FGM	5	Toccoa Falls (12/9/25)
FGA	6	Toccoa Falls (12/9/25)
3PTFGM	n/a	
3PTFGA	n/a	
FTM	4	three times
FTA	6	Piedmont (11/4/24)
Rebounds	11	Toccoa Falls (12/9/25)
Assists	2	three times
Blocks	5	Toccoa Falls (12/9/25)
Steals	3	Delaware (2/1/24)
Turnovers	3	four times

BIG SOUTH

Points	4	three times
Minutes	18	Charleston Southern (1/15/25)
FGM	2	Presbyterian (2/28/26)
FGA	5	Presbyterian (2/28/26)
3PTFGM	n/a	
3PTFGAs	n/a	
FTM	2	two times
FTA	4	Charleston Southern (1/7/26)
Rebounds	6	Charleston Southern (1/15/25)
Assists	n/a	
Blocks	2	at Gardner-Webb (1/8/25)
Steals	2	at Radford (1/4/25)
Turnovers	2	Charleston Southern (1/7/26)

#21 HAMILTON, Tai

Opponent	Date	GS	MIN	Total		3-Pointers		Free throws		Rebounds				PF	A	TO	BLK	STL	PTS	AVG
				FG-FGA	PCT	3FG-3FGA	PCT	FT-FTA	PCT	OFF	DEF	TOT	AVG							
vs Queens (NC)	11/03/2025		07:53	0-0	.000	0-0	.000	0-0	.000	0	0	0	0.0	4	0	1	2	0	0	0.0
at George Mason	11/07/2025		05:04	0-0	.000	0-0	.000	0-0	.000	0	1	1	0.5	2	0	0	1	0	0	0.0
at Coastal Carolina	11/11/2025		02:16	0-0	.000	0-0	.000	0-0	.000	0	0	0	0.3	0	0	0	0	0	0.0	
Mercer	11/15/2025		14:36	0-1	.000	0-0	.000	0-0	.000	1	5	6	1.8	4	1	2	0	0	0.0	
at Arkansas	11/18/2025		05:31	0-0	.000	0-0	.000	0-0	.000	0	0	0	1.4	1	0	0	0	0	0.0	
at Jackson St.	11/23/2025		11:39	3-3	1.000	0-0	.000	4-4	1.000	2	2	4	1.8	1	1	0	0	1	10	1.7
at Nebraska	11/25/2025		13:55	2-3	.667	0-0	.000	0-2	.000	1	3	4	2.1	1	2	1	1	0	4	2.0
Coastal Carolina	12/06/2025		05:42	0-1	.000	0-0	.000	1-2	.500	1	2	3	2.3	2	0	1	0	0	1	1.9
Toccoa Falls	12/09/2025		22:37	5-6	.833	0-0	.000	0-0	.000	3	8	11	3.2	1	1	3	5	2	10	2.8
Bob Jones	12/13/2025		11:35	3-4	.750	0-0	.000	4-4	1.000	4	5	9	3.8	1	0	2	1	2	10	3.5
at North Dakota	12/18/2025		05:12	1-1	1.000	0-0	.000	0-2	.000	0	1	1	3.5	2	0	1	1	0	2	3.4
Clinton	12/21/2025		07:22	2-2	1.000	0-0	.000	0-0	.000	1	4	5	3.7	1	0	0	0	0	4	3.4
at Texas Tech	12/28/2025		01:43	0-0	.000	0-0	.000	0-0	.000	0	0	0	3.4	0	0	0	0	0	0	3.2
Gardner-Webb	01/03/2026		04:33	0-2	.000	0-0	.000	0-0	.000	2	0	2	3.3	3	0	0	0	0	0	2.9
Charleston So.	01/07/2026		06:52	1-1	1.000	0-0	.000	2-4	.500	2	0	2	3.2	2	0	2	1	0	4	3.0
UNC Asheville	01/31/2026		02:51	0-0	.000	0-0	.000	0-0	.000	1	0	1	3.1	0	0	0	0	0	0	2.8
at Charleston So.	02/26/2026		02:14	0-0	.000	0-0	.000	0-2	.000	1	1	2	3.0	1	0	1	0	0	0	2.6
Presbyterian	02/28/2026		14:21	2-5	.400	0-0	.000	0-0	.000	4	1	5	3.1	3	0	0	0	0	4	2.7
Totals			0 145:56	19-29	.655	0-0	.000	11-20	.550	23	33	56	3.1	29	5	14	12	5	49	2.7

Player Averages

Games Played	Minutes/game	Points/game	FG Pct	3FG Pct	FT Pct	Rebounds/game	Assists/game	Turnovers/game	Assist/Turnover ratio	Steals/game	Blocks/game
18	8.1	2.7	65.5	0.0	55.0	3.1	0.3	0.8	0.4	0.3	0.7

SEASON	TEAM	GP-GS	MIN/AVG	Field Goals		3-Point		F-Throws		Rebounds				Scoring						
				FG-FGA	FG%	3FG-3FGA	3FG%	FT-FTA	FT%	OFF	DEF	TOT	AVG	PF-FO	A	TO	BLK	STL	PTS	AVG
2023-24	W&M	26-0	316/12.2	16-28	.571	0-0	.000	6-23	.261	25	55	80	3.1	64-4	6	18	22	13	38	1.5
2024-25	Win	28-0	220/7.9	18-37	.486	0-0	.000	18-32	.563	31	38	69	2.5	48-2	4	13	22	11	54	1.9
2025-26	Win	18-0	146/8.1	19-29	.655	0-0	.000	11-20	.550	23	33	56	3.1	29-0	5	14	12	5	49	2.7
TOTAL FOR Win		46-0	366/8.0	37-66	.561	0-0	.000	29-52	.558	54	71	125	2.7	77-2	9	27	34	16	103	2.2
TOTAL		72-0	682/9.5	53-94	.564	0-0	.000	35-75	.467	79	126	205	2.8	141-6	15	45	56	29	141	2.0



#22

Henry Harrison

Guard / 5-11 / 175 / Jr.
Lewisburg, Pa.
(Lewisburg H.S.)

EXTRA DRIBBLE

- Scored first points of the season vs. Toccoa Falls
- Drilled his only shot vs. Clinton with a right wing three
- Saw first action of the season vs. Mercer with three minutes
- Saw action in seven games in each of his first two seasons
- Made all of his three-point attempts (3-for-3) as a freshman
- Had a season-high four minutes vs. Brevard/vs. Toccoa Falls
- Lettered in soccer (4 yrs.) and basketball (3 yrs.) at Lewisburg H.S.
- Was team captain in 2023 and named to First Team All-Conference

CAREER HIGHS

Points	3	three times
Minutes	4	two times
FGM	1	five times
FGA	3	Piedmont (11/4/24)
3PTFGM	1	three times
3PTFGA	2	three times
FTM	n/a	
FTA	n/a	
Rebounds	1	at Charleston Southern (2/5/25)
Assists	1	Bob Jones (11/28/23)
Blocks	n/a	
Steals	1	Charleston Southern (2/7/24)
Turnovers	2	Mercer (11/15/25)

BIG SOUTH

Points	n/a
Minutes	2 at Charleston Southern (1/24/24)
FGM	n/a
FGA	n/a
3PTFGM	n/a
3PTFGAs	n/a
FTM	n/a
FTA	n/a
Rebounds	1 at Charleston Southern (2/5/25)
Assists	n/a
Blocks	n/a
Steals	1 Charleston Southern (2/7/24)
Turnovers	n/a

#22 HARRISON, Henry

Opponent	Date	GS	MIN	Total		3-Pointers		Free throws		Rebounds				PF	A	TO	BLK	STL	PTS	AVG
				FG-FGA	PCT	3FG-3FGA	PCT	FT-FTA	PCT	OFF	DEF	TOT	AVG							
Mercer	11/15/2025		03:31	0-0	.000	0-0	.000	0-0	.000	0	0	0	0.0	0	0	2	0	0	0	0.0
South Carolina St.	11/29/2025		02:07	0-1	.000	0-1	.000	0-0	.000	0	0	0	0.0	1	0	0	0	0	0	0.0
Toccoa Falls	12/09/2025		02:10	1-2	.500	0-0	.000	0-0	.000	0	0	0	0.0	0	0	0	0	0	2	0.7
Bob Jones	12/13/2025		03:30	0-1	.000	0-1	.000	0-0	.000	0	0	0	0.0	0	0	0	0	0	0	0.5
Clinton	12/21/2025		02:49	1-1	1.000	1-1	1.000	0-0	.000	0	0	0	0.0	1	1	1	0	0	3	1.0
at USC Upstate	01/10/2026		00:20	0-0	.000	0-0	.000	0-0	.000	0	0	0	0.0	0	0	0	0	0	0	0.8
UNC Asheville	01/31/2026		00:30	0-0	.000	0-0	.000	0-0	.000	0	0	0	0.0	0	0	0	0	0	0	0.7
Totals			0 14:57	2-5	.400	1-3	.333	0-0	.000	0	0	0	0.0	2	1	3	0	0	5	0.7

Player Averages

Games Played	Minutes/game	Points/game	FG Pct	3FG Pct	FT Pct	Rebounds/game	Assists/game	Turnovers/game	Assist/Turnover ratio	Steals/game	Blocks/game
7	2.1	0.7	40.0	33.3	0.0	0.0	0.1	0.4	0.3	0.0	0.0

SEASON	TEAM	GP-GS	MIN/AVG	Field Goals		3-Point		F-Throws		Rebounds				Scoring						
				FG-FGA	FG%	3FG-3FGA	3FG%	FT-FTA	FT%	OFF	DEF	TOT	AVG	PF-FO	A	TO	BLK	STL	PTS	AVG
2023-24	Win	7-0	16/2.3	3-3	1.000	3-3	1.000	0-0	.000	0	0	0	0.0	0-0	1	3	0	1	9	1.3
2024-25	Win	7-0	14/2.0	1-7	.143	0-6	.000	0-0	.000	0	1	1	0.1	1-0	1	0	0	0	2	0.3
2025-26	Win	7-0	15/2.1	2-5	.400	1-3	.333	0-0	.000	0	0	0	0.0	2-0	1	3	0	0	5	0.7
TOTAL		21-0	45/2.1	6-15	.400	4-12	.333	0-0	.000	0	1	1	0.0	3-0	3	6	0	1	16	0.8



#23 Ed Nnamoko

Forward / 6-10 / 230 / Sr.
Lagos, Nigeria
(New Mexico St.)

EXTRA DRIBBLE

- Posted his first double-double with a career-high 16 points and hauled in 10 rebounds at Charleston Southern
- He was an impressive 10-of-11 at the free throw line and is 12 for his last 13 at the line
- Another solid contributions in league play came at Asheville with six points, three rebounds and one assists in 12 minutes
- Strong nine minutes off the bench vs. High Point as he had seven points
- Third on the team in offensive rebounds (four games with five and seven with three or more)
- Had his first double-digit rebound game as an Eagle with 11 vs. Clinton
- Played eight minutes off the bench at Nebraska finishing with four points, four rebounds
- Came off the bench at Arkansas to lead the team in rebounds (5) in 12 minutes of action
- Came off the bench for six points, five rebounds in 10 minutes against Queens
- Transfer from New Mexico State where he played in 20 games
- Prior to New Mexico State he spent his first two seasons at Georgia State (played in 56 games with 19 starts)
- Posted first collegiate double-double as a sophomore with 11 points and 16 rebounds against Toccoa Falls
- After going 11-for-28 at the free throw line as a freshman, the next two seasons were huge improvements at 33-for-42 (.786) as a sophomore and 12-for-15 (.800) as a junior
- Native to Nigeria who came to the U.S. as a sophomore in high school
- Attended Riviera Prep in Miami, Fla.

CAREER HIGHS

Points	16	at Charleston Sou. (2/26/26)
Minutes	26	James Madison (2/28/24)
FGM	4	four times
FGA	7	Toccoa Falls (12/19/23)
3PTFGM	n/a	
3PTFGA	n/a	
FTM	10	at Charleston Sou. (2/26/26)
FTA	11	at Charleston Sou. (2/26/26)
Rebounds	16	Toccoa Falls (12/19/23)
Assists	2	two times
Blocks	3	two times
Steals	2	at James Madison (2/15/24)
Turnovers	5	Clinton College (12/21/25)

BIG SOUTH

Points	16	at Charleston Sou. (2/26/26)
Minutes	21	at Charleston Sou. (2/26/26)
FGM	3	at Charleston Sou. (2/26/26)
FGA	5	at UNC Asheville (1/17/26)
3PTFGM	n/a	
3PTFGAs	1	at UNC Asheville (1/17/26)
FTM	10	at Charleston Sou. (2/26/26)
FTA	11	at Charleston Sou. (2/26/26)
Rebounds	10	at Charleston Sou. (2/26/26)
Assists	1	at UNC Asheville (1/17/26)
Blocks	2	Longwood (2/7/26)
Steals	1	at Radford (2/4/26)
Turnovers	4	at Charleston Sou. (2/26/26)

#23 NNAMOKO, Edward

Opponent	Date	GS	MIN	Total		3-Pointers		Free throws		Rebounds				PF	A	TO	BLK	STL	PTS	AVG	
				FG-FGA	PCT	3FG-3FGA	PCT	FT-FTA	PCT	OFF	DEF	TOT	AVG								
vs Queens (NC)	11/03/2025		09:57	3-5	.600	0-0	.000	0-0	.000	3	2	5	5.0	3	0	1	0	0	6	6.0	
at George Mason	11/07/2025		10:27	1-3	.333	0-0	.000	0-0	.000	0	2	2	3.5	3	0	0	0	1	2	4.0	
at Coastal Carolina	11/11/2025		06:48	0-0	.000	0-0	.000	0-3	.000	0	1	1	2.7	2	0	0	0	0	0	2.7	
Mercer	11/15/2025		15:44	3-5	.600	0-0	.000	0-0	.000	1	2	3	2.8	2	0	1	1	0	6	3.5	
at Arkansas	11/18/2025		12:20	1-5	.200	0-0	.000	0-0	.000	2	3	5	3.2	3	1	1	0	0	2	3.2	
at Jackson St.	11/23/2025		06:58	2-3	.667	0-0	.000	0-0	.000	0	0	0	2.7	2	1	0	0	1	4	3.3	
at Nebraska	11/25/2025		08:42	1-1	1.000	0-0	.000	2-5	.400	2	2	4	2.9	0	0	0	1	0	4	3.4	
South Carolina St.	11/29/2025		07:58	0-0	.000	0-0	.000	2-2	1.000	0	2	2	2.8	3	0	1	0	0	2	3.3	
at LIU	12/02/2025		02:56	0-1	.000	0-0	.000	0-0	.000	0	0	0	2.4	0	0	0	0	0	0	2.9	
Coastal Carolina	12/06/2025		08:45	0-0	.000	0-0	.000	0-0	.000	0	1	1	2.3	3	0	1	1	0	0	2.6	
Toccoa Falls	12/09/2025	*	17:23	4-4	1.000	0-0	.000	3-3	1.000	3	1	4	2.5	2	0	1	1	0	11	3.4	
Bob Jones	12/13/2025		11:51	3-4	.750	0-0	.000	1-2	.500	2	3	5	2.7	0	0	0	1	1	7	3.7	
at North Dakota	12/18/2025	*	14:18	3-3	1.000	0-0	.000	0-1	.000	1	1	2	2.6	2	0	0	0	1	6	3.8	
Clinton	12/21/2025		14:26	3-5	.600	0-0	.000	3-3	1.000	5	6	11	3.2	0	0	5	0	0	9	4.2	
at Texas Tech	12/28/2025		09:57	2-4	.500	0-0	.000	2-2	1.000	5	1	6	3.4	2	0	1	0	0	6	4.3	
at Longwood	12/31/2025		06:54	0-1	.000	0-0	.000	0-2	.000	2	0	2	3.3	0	0	0	0	0	0	4.1	
Gardner-Webb	01/03/2026		05:15	2-2	1.000	0-0	.000	1-2	.500	1	0	1	3.2	0	0	0	0	0	5	4.1	
Charleston So.	01/07/2026		11:32	1-2	.500	0-0	.000	1-1	1.000	1	3	4	3.2	2	0	2	0	0	3	4.1	
at USC Upstate	01/10/2026		10:08	1-4	.250	0-0	.000	1-2	.500	5	2	7	3.4	2	0	1	1	0	3	4.0	
High Point	01/14/2026		09:22	2-4	.500	0-0	.000	3-4	.750	1	1	2	3.4	3	0	0	0	0	7	4.2	
at UNC Asheville	01/17/2026		12:10	2-5	.400	0-1	.000	2-2	1.000	1	2	3	3.3	2	1	0	0	0	6	4.2	
Radford	01/21/2026		08:45	1-1	1.000	0-0	.000	1-2	.500	0	0	0	3.2	2	0	0	0	1	3	4.2	
at Presbyterian	01/24/2026		08:30	0-0	.000	0-0	.000	0-0	.000	0	1	1	3.1	1	0	0	1	0	0	4.0	
UNC Asheville	01/31/2026		04:28	0-0	.000	0-0	.000	0-0	.000	1	0	1	3.0	3	0	1	0	0	0	3.8	
at Radford	02/04/2026		07:42	0-0	.000	0-0	.000	1-2	.500	0	0	0	2.9	1	1	0	0	0	1	3.7	
Longwood	02/07/2026		12:41	2-2	1.000	0-0	.000	0-0	.000	2	0	2	2.8	4	0	2	2	0	4	3.7	
at Gardner-Webb	02/12/2026		09:41	0-0	.000	0-0	.000	1-2	.500	0	3	3	2.9	1	0	0	1	0	1	3.6	
USC Upstate	02/19/2026		10:52	0-1	.000	0-0	.000	0-0	.000	0	2	2	2.8	1	0	2	0	0	0	3.5	
at High Point	02/21/2026		08:05	0-0	.000	0-0	.000	2-2	1.000	0	0	0	2.7	1	0	1	0	0	2	3.4	
at Charleston So.	02/26/2026		21:04	3-4	.750	0-0	.000	10-11	.909	5	5	10	3.0	4	0	4	1	0	16	3.9	
Presbyterian	02/28/2026	*	22:17	3-6	.500	0-0	.000	0-0	.000	3	1	4	3.0	4	1	0	0	0	6	3.9	
Totals			3	327:54	43-75	.573	0-1	.000	36-53	.679	46	47	93	3.0	58	5	25	11	5	122	3.9

Player Averages

Games Played	Minutes/game	Points/game	FG Pct	3FG Pct	FT Pct	Rebounds/game	Assists/game	Turnovers/game	Assist/Turnover ratio	Steals/game	Blocks/game
31	10.6	3.9	57.3	0.0	67.9	3.0	0.2	0.8	0.2	0.2	0.4

SEASON	TEAM	GP-GS	MIN/AVG	Field Goals		3-Point		F-Throws		Rebounds				Scoring						
				FG-FGA	FG%	3FG-3FGA	3FG%	FT-FTA	FT%	OFF	DEF	TOT	AVG	PF-FO	A	TO	BLK	STL	PTS	AVG
2022-23	GSU	28-19	449/16.0	20-47	.426	0-0	.000	11-28	.393	39	62	101	3.6	53-0	4	26	18	2	51	1.8
2023-24	GSU	28-0	431/15.4	26-53	.491	0-0	.000	33-42	.786	40	84	124	4.4	53-0	13	21	18	11	85	3.0
2024-25	NMSU	20-0	103/5.1	4-9	.444	0-0	.000	12-15	.800	6	13	19	1.0	22-0	5	11	6	0	20	1.0
2025-26	Win	31-3	328/10.6	43-75	.573	0-1	.000	36-53	.679	46	47	93	3.0	58-0	5	25	11	5	122	3.9
TOTAL FOR Win		31-3	328/10.6	43-75	.573	0-1	.000	36-53	.679	46	47	93	3.0	58-0	5	25	11	5	122	3.9
TOTAL		107-22	1311/12.3	93-184	.505	0-1	.000	92-138	.667	131	206	337	3.1	186-0	27	83	53	18	278	2.6

EXTRA DRIBBLE

- Recently posted a career-high 14 points in the loss at High Point and now has seven games in double-figures
- Had six points, five rebounds at Charleston Southern and averaging 5.0 ppg, 5.5 rpg in two meetings this year
- Eagles are 8-2 in games in which he scores seven or more points
- Played 17 minutes in the first meeting with the Bucs finished with four points, six rebounds
- Solid game off the bench vs. High Point with six points, six rebounds and two assists
- Has five games with three and 10 multi-assist games on the year
- Came off the bench for a career-high 12 points and career-best three assists in the win at Jackson St.
- Solid numbers at Arkansas with six points, career-high 4 rebounds, an assist and a steal
- Played 17 minutes off the bench in the opener and has been first off the bench in both games
- Had a career-high five points to go along with three rebounds and an assist in his Eagle debut
- Didn't score in 10 minutes at Coastal, but chipped in with three rebound, an assist and a block
- Transfer from Loyola Chicago where he played in 16 games as a freshman (4.4 minutes per game)
- Four star recruit per On3, ranking 67th nationally
- Three start recruit per 247 sports and a Top-35 small forward
- Helped Egypt clinch the 2021 FIBA U16 African Championship



#25

Seifeldin Hendawy

Guard / 6-8 / 200 / SO.
Cairo, Egypt
(Loyola Chicago)

CAREER HIGHS

Points	14	at High Point (2/21/26)
Minutes	24	two times
FGM	5	at High Point (2/21/26)
FGA	11	at High Point (2/21/26)
3PTFGM	3	at Jackson St. (11/23/25)
3PTFGA	6	S.C. State (11/29/25)
FTM	8	Bob Jones (12/13/25)
FTA	9	Bob Jones (12/13/25)
Rebounds	9	Bob Jones (12/13/25)
Assists	3	four times
Blocks	2	two times
Steals	3	at George Mason (11/7/25)
Turnovers	3	three times

BIG SOUTH

Points	14	at High Point (2/21/26)
Minutes	24	at High Point (2/21/26)
FGM	5	at High Point (2/21/26)
FGA	11	at High Point (2/21/26)
3PTFGM	2	UNC Asheville (1/31/26)
3PTFGAs	4	UNC Asheville (1/31/26)
FTM	7	at Gardner-Webb (2/12/26)
FTA	7	at Gardner-Webb (2/12/26)
Rebounds	7	two times
Assists	3	at Radford (2/4/26)
Blocks	1	three times
Steals	3	at Presbyterian (1/24/26)
Turnovers	2	four times

#25 HENDAWY, Seifeldin

Opponent	Date	GS	MIN	Total		3-Pointers		Free throws		Rebounds				PF	A	TO	BLK	STL	PTS	AVG
				FG-FGA	PCT	3FG-3FGA	PCT	FT-FTA	PCT	OFF	DEF	TOT	AVG							
vs Queens (NC)	11/03/2025		16:09	1-4	.250	0-1	.000	3-4	.750	1	2	3	3.0	2	1	0	0	0	5	5.0
at George Mason	11/07/2025		12:46	1-3	.333	1-3	.333	0-0	.000	0	0	0	1.5	3	0	0	0	3	3	4.0
at Coastal Carolina	11/11/2025		09:39	0-4	.000	0-1	.000	0-0	.000	0	3	3	2.0	1	1	1	1	0	0	2.7
at Mercer	11/15/2025		15:05	4-7	.571	0-2	.000	2-3	.667	2	3	5	2.8	1	0	0	0	0	10	4.5
at Arkansas	11/18/2025		21:33	3-5	.600	0-1	.000	0-0	.000	1	3	4	3.0	1	1	0	0	1	6	4.8
at Jackson St.	11/23/2025		20:00	4-6	.667	3-5	.600	1-2	.500	0	4	4	3.2	1	3	2	0	0	12	6.0
at Nebraska	11/25/2025		20:46	2-6	.333	1-5	.200	0-0	.000	0	4	4	3.3	3	3	1	0	0	5	5.9
South Carolina St.	11/29/2025		19:55	2-8	.250	1-6	.167	1-1	1.000	2	2	4	3.4	2	2	2	0	0	6	5.9
at LIU	12/02/2025		09:45	1-2	.500	0-0	.000	0-0	.000	0	1	1	3.1	2	0	1	0	0	2	5.4
Coastal Carolina	12/06/2025		16:03	1-4	.250	0-1	.000	3-4	.750	1	1	2	3.0	0	2	0	0	0	5	5.4
Toccoa Falls	12/09/2025		22:21	3-8	.375	2-4	.500	2-2	1.000	0	6	6	3.3	1	1	0	0	0	10	5.8
Bob Jones	12/13/2025		22:15	2-7	.286	0-2	.000	8-9	.889	2	7	9	3.8	1	3	3	2	1	12	6.3
at North Dakota	12/18/2025		12:34	0-1	.000	0-0	.000	0-0	.000	0	2	2	3.6	1	0	1	1	0	0	5.8
Clinton	12/21/2025		23:40	3-6	.500	0-2	.000	6-8	.750	2	2	4	3.6	1	3	1	0	0	12	6.3
at Texas Tech	12/28/2025		20:40	2-6	.333	0-2	.000	5-8	.625	1	3	4	3.7	1	2	3	0	1	9	6.5
at Longwood	12/31/2025		13:09	1-4	.250	0-1	.000	4-4	1.000	1	1	2	3.6	2	2	1	0	0	6	6.4
Gardner-Webb	01/03/2026	*	22:08	1-7	.143	0-1	.000	2-2	1.000	4	3	7	3.8	1	0	0	1	0	4	6.3
Charleston So.	01/07/2026	*	17:12	2-6	.333	0-1	.000	0-2	.000	1	5	6	3.9	2	1	1	0	0	4	6.2
at USC Upstate	01/10/2026		19:58	0-8	.000	0-3	.000	0-0	.000	4	2	6	4.0	2	1	1	1	0	0	5.8
High Point	01/14/2026		17:49	3-5	.600	0-2	.000	0-0	.000	2	4	6	4.1	0	2	1	0	0	6	5.9
at UNC Asheville	01/17/2026		20:55	1-4	.250	1-3	.333	3-4	.750	0	7	7	4.2	5	0	0	0	0	6	5.9
Radford	01/21/2026		11:44	0-2	.000	0-1	.000	0-0	.000	1	2	3	4.2	2	1	1	1	0	0	5.6
at Presbyterian	01/24/2026		19:20	3-8	.375	0-1	.000	6-6	1.000	0	3	3	4.1	1	1	1	0	3	12	5.9
UNC Asheville	01/31/2026		16:28	3-6	.500	2-4	.500	0-0	.000	1	2	3	4.1	2	2	1	0	0	8	6.0
at Radford	02/04/2026		18:54	3-4	.750	0-1	.000	0-0	.000	2	4	6	4.2	5	3	2	0	0	6	6.0
Longwood	02/07/2026		09:03	0-3	.000	0-2	.000	0-0	.000	0	1	1	4.0	1	1	2	0	0	0	5.7
at Gardner-Webb	02/12/2026		08:50	0-1	.000	0-0	.000	7-7	1.000	1	3	4	4.0	4	1	1	0	0	7	5.8
USC Upstate	02/19/2026		14:10	1-2	.500	1-2	.500	0-1	.000	2	2	4	4.0	2	0	2	0	0	3	5.7
at High Point	02/21/2026		24:39	5-11	.455	1-3	.333	3-4	.750	3	3	6	4.1	1	0	0	1	0	14	6.0
at Charleston So.	02/26/2026		12:31	2-5	.400	0-2	.000	2-2	1.000	0	5	5	4.1	1	0	1	0	0	6	6.0
Presbyterian	02/28/2026		10:40	1-3	.333	0-2	.000	1-2	.500	0	3	3	4.1	3	0	2	1	0	3	5.9
Totals			2 520:42	55-156	.353	13-64	.203	59-75	.787	34	93	127	4.1	55	37	32	9	9	182	5.9

Player Averages

Games Played	Minutes/game	Points/game	FG Pct	3FG Pct	FT Pct	Rebounds/game	Assists/game	Turnovers/game	Assist/Turnover ratio	Steals/game	Blocks/game
31	16.8	5.9	35.3	20.3	78.7	4.1	1.2	1.0	1.2	0.3	0.3

SEASON	TEAM	GP-GS	MIN/AVG	Field Goals		3-Point		F-Throws		Rebounds				Scoring						
				FG-FGA	FG%	3FG-3FGA	3FG%	FT-FTA	FT%	OFF	DEF	TOT	AVG	PF-FO	A	TO	BLK	STL	PTS	AVG
2024-25	Loyola	16-0	71/4.4	5-17	.294	1-6	.167	3-4	.750	0	6	6	0.4	7-0	4	9	2	4	14	0.9
2025-26	Win	31-2	521/16.8	55-156	.353	13-64	.203	59-75	.787	34	93	127	4.1	55-2	37	32	9	9	182	5.9
TOTAL FOR Win		31-2	521/16.8	55-156	.353	13-64	.203	59-75	.787	34	93	127	4.1	55-2	37	32	9	9	182	5.9
TOTAL		47-2	591/12.6	60-173	.347	14-70	.200	62-79	.785	34	99	133	2.8	62-2	41	41	11	13	196	4.2



#51

Logan Duncomb

Center / 6-10 / 230 / Sr.
Cincinnati, Ohio
(Xavier)

EXTRA DRIBBLE

- Left the game at Charleston Southern with 6:28 left in the first half and never returned
- Scored a career-high 38 points and career-best 15 rebounds in the first meeting with PC
- The 38 points are tied for the 3rd most by an Eagle in a road game and marks the 3rd most in a Big South road game
- Posted 13th double-double with 23 points and 14 rebounds at High Point
- It was the 13th time this season he scored 20 or more and 14th time with 10 or more rebounds
- Had 24 points in the win over Upstate and hauled in a career-high with 16 rebounds in the game
- Dished out a career-high six assists at Gardner-Webb and now has 18 in the last four games
- Averaging 21.3 ppg, 10.3 rpg in Big South play, despite missing the final 26 minutes of the Charleston Southern game
- Looking to become just the second Eagle in program history to average a double-double in league action
- Tied the program record for made free throws in a single game as he was 18-of-19 at UNC Asheville on Jan. 31
- Broke the program record for free throws made and free throws attempted in a single-season
- Named Big South Conference Co-Player of the Week (Dec. 8) and Player of the Week (Jan. 5)
- 1st in the Big South in field goal percentage (.595), 2nd in rebounding (9.29) and 3rd at 18.96 ppg
- Played his first full season of collegiate basketball in 2024-25 after missing 2023-24 and having combined for 18 games his first two years (both at Indiana)
- Began collegiate career at Indiana, transferred to Xavier and now at Winthrop
- Has battled through injuries most of his collegiate career
- Led Moeller High School to a state title in 2019
- Named the GCL Co-Player of the Year / McDonalds All-American Nominee

CAREER HIGHS

Points	38	at Presbyterian (1/24/26)
Minutes	33	at Longwood (12/31/25)
FGM	13	at Presbyterian (1/24/26)
FGA	22	at Presbyterian (1/24/26)
3PTFGM	n/a	
3PTFGA	1	three times
FTM	18	UNC Asheville (1/31/26)
FTA	19	UNC Asheville (1/31/26)
Rebounds	16	USC Upstate (2/19/26)
Assists	6	at Gardner-Webb (2/12/26)
Blocks	3	at LIU (12/2/25)
Steals	3	two times
Turnovers	7	UNC Asheville (1/31/26)

BIG SOUTH

Points	38	at Presbyterian (1/24/26)
Minutes	33	at Longwood (12/31/25)
FGM	13	at Presbyterian (1/24/26)
FGA	22	at Presbyterian (1/24/26)
3PTFGM	n/a	
3PTFGAs	1	two times
FTM	12	at Presbyterian (1/24/26)
FTA	17	at Presbyterian (1/24/26)
Rebounds	16	USC Upstate (2/19/26)
Assists	6	at Gardner-Webb (2/12/26)
Blocks	2	four times
Steals	3	two times
Turnovers	7	UNC Asheville (1/31/26)

#51 DUNCOMB, Logan

Opponent	Date	GS	MIN	Total		3-Pointers		Free throws		Rebounds				PF	A	TO	BLK	STL	PTS	AVG	
				FG-FGA	PCT	3FG-3FGA	PCT	FT-FTA	PCT	OFF	DEF	TOT	AVG								
vs Queens (NC)	11/03/2025	*	21:34	3-7	.429	0-0	.000	6-8	.750	5	3	8	8.0	3	0	1	1	1	12	12.0	
at George Mason	11/07/2025	*	24:21	5-7	.714	0-0	.000	6-8	.750	2	2	4	6.0	6	1	1	0	0	16	14.0	
at Coastal Carolina	11/11/2025	*	30:41	6-13	.462	0-0	.000	9-14	.643	3	7	10	7.3	1	0	3	1	1	21	16.3	
Mercer	11/15/2025	*	07:55	0-2	.000	0-0	.000	0-0	.000	0	0	0	5.5	5	0	0	0	0	0	12.3	
at Arkansas	11/18/2025	*	21:57	6-10	.600	0-0	.000	1-2	.500	2	2	4	5.2	5	2	1	1	0	13	12.4	
at Jackson St.	11/23/2025	*	21:23	6-10	.600	0-0	.000	2-2	1.000	2	0	2	4.7	2	0	0	1	1	14	12.7	
at Nebraska	11/25/2025	*	16:25	4-7	.571	0-0	.000	0-0	.000	7	3	10	5.4	5	2	3	1	1	8	12.0	
South Carolina St.	11/29/2025	*	26:06	8-11	.727	0-0	.000	3-4	.750	4	5	9	5.9	1	0	3	1	1	19	12.9	
at LIU	12/02/2025	*	30:07	11-13	.846	0-0	.000	6-9	.667	3	3	6	5.9	5	1	0	3	1	28	14.6	
Coastal Carolina	12/06/2025	*	25:16	5-10	.500	0-1	.000	6-7	.857	5	7	12	6.5	3	1	2	0	0	16	14.7	
Bob Jones	12/13/2025	*	16:34	11-11	1.000	0-0	.000	1-3	.333	3	7	10	6.8	0	0	0	0	0	23	15.5	
at North Dakota	12/18/2025	*	18:57	4-5	.800	0-0	.000	13-17	.765	3	6	9	7.0	5	2	2	0	0	21	15.9	
Clinton	12/21/2025	*	18:12	5-9	.556	0-0	.000	4-10	.400	4	10	14	7.5	2	2	2	1	2	14	15.8	
at Texas Tech	12/28/2025	*	28:20	4-13	.308	0-0	.000	3-6	.500	4	5	9	7.6	3	0	3	0	2	11	15.4	
at Longwood	12/31/2025	*	33:06	12-16	.750	0-0	.000	7-11	.636	6	7	13	8.0	2	1	2	0	0	31	16.5	
Gardner-Webb	01/03/2026	*	29:58	7-8	.875	0-0	.000	7-9	.778	4	6	10	8.1	3	1	2	1	1	21	16.8	
Charleston So.	01/07/2026	*	18:19	10-15	.667	0-1	.000	6-10	.600	3	4	7	8.1	3	1	1	0	0	26	17.3	
at USC Upstate	01/10/2026	*	29:52	2-6	.333	0-0	.000	4-6	.667	1	12	13	8.3	0	3	2	2	1	8	16.8	
High Point	01/14/2026	*	30:27	9-13	.692	0-0	.000	10-12	.833	0	6	6	8.2	1	4	0	1	0	28	17.4	
at UNC Asheville	01/17/2026	*	27:46	3-11	.273	0-0	.000	11-14	.786	5	4	9	8.3	3	1	4	1	2	17	17.4	
Radford	01/21/2026	*	31:15	5-11	.455	0-0	.000	7-10	.700	1	6	7	8.2	3	1	4	0	1	17	17.3	
at Presbyterian	01/24/2026	*	31:31	13-22	.591	0-0	.000	12-17	.706	7	8	15	8.5	3	2	2	1	2	38	18.3	
UNC Asheville	01/31/2026	*	32:41	4-9	.444	0-0	.000	18-19	.947	4	6	10	8.6	4	2	7	1	0	26	18.6	
at Radford	02/04/2026	*	32:18	7-9	.778	0-0	.000	4-7	.571	3	9	12	8.7	1	5	2	0	2	18	18.6	
Longwood	02/07/2026	*	25:02	4-6	.667	0-0	.000	6-7	.857	1	5	6	8.6	4	3	2	0	3	14	18.4	
at Gardner-Webb	02/12/2026	*	30:19	7-14	.500	0-1	.000	10-11	.909	7	8	15	8.8	1	6	2	0	0	24	18.6	
USC Upstate	02/19/2026	*	26:23	8-14	.571	0-0	.000	8-10	.800	6	10	16	9.1	4	4	1	2	0	24	18.8	
at High Point	02/21/2026	*	31:55	10-19	.526	0-0	.000	3-6	.500	8	6	14	9.3	3	0	3	2	0	23	19.0	
at Charleston So.	02/26/2026	*	09:29	1-3	.333	0-0	.000	2-2	1.000	0	1	1	9.0	0	1	1	0	3	4	18.4	
Totals			28	728:08	180-304	.592	0-3	.000	175-241	.726	103	158	261	9.0	81	46	56	23	25	535	18.4

Player Averages

Games Played	Minutes/game	Points/game	FG Pct	3FG Pct	FT Pct	Rebounds/game	Assists/game	Turnovers/game	Assist/Turnover ratio	Steals/game	Blocks/game
29	25.1	18.4	59.2	0.0	72.6	9.0	1.6	1.9	0.8	0.9	0.8

SEASON	TEAM	GP-GS	MIN/AVG	Field Goals		3-Point		F-Throws		Rebounds				Scoring						
				FG-FGA	FG%	3FG-3FGA	3FG%	FT-FTA	FT%	OFF	DEF	TOT	AVG	PF-FO	A	TO	BLK	STL	PTS	AVG
2021-22	IND	9-0	19/2.1	2-4	.500	0-0	.000	2-2	1.000	3	3	6	0.7	3-0	1	3	1	1	6	0.7
2022-23	IND	9-0	51/5.7	12-16	.750	0-0	.000	2-7	.286	5	10	15	1.7	8-0	2	3	5	1	26	2.9
2024-25	Win	24-0	192/8.0	26-48	.542	0-0	.000	20-30	.667	23	38	61	2.5	35-0	3	15	11	8	72	3.0
2025-26	Win	29-28	728/25.1	180-304	.592	0-3	.000	175-241	.726	103	158	261	9.0	81-6	46	56	23	25	535	18.4
TOTAL FOR Win		53-28	920/17.4	206-352	.585	0-3	.000	195-271	.720	126	196	322	6.1	116-6	49	71	34	33	607	11.5
TOTAL		71-28	990/13.9	220-372	.591	0-3	.000	199-280	.711	134	209	343	4.8	127-6	52	77	40	35	639	9.0